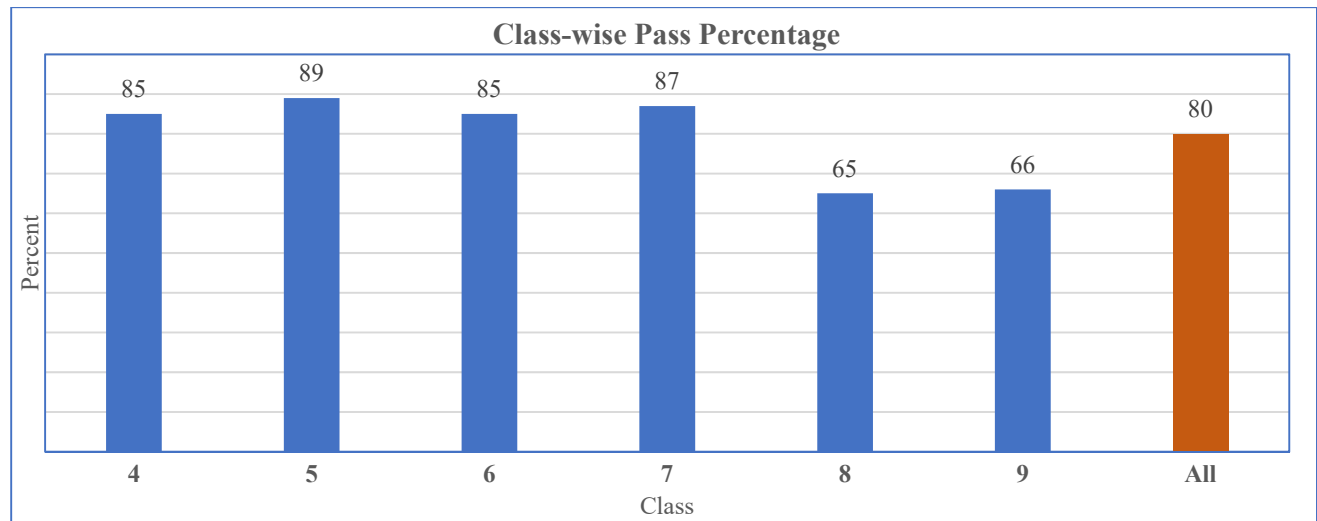
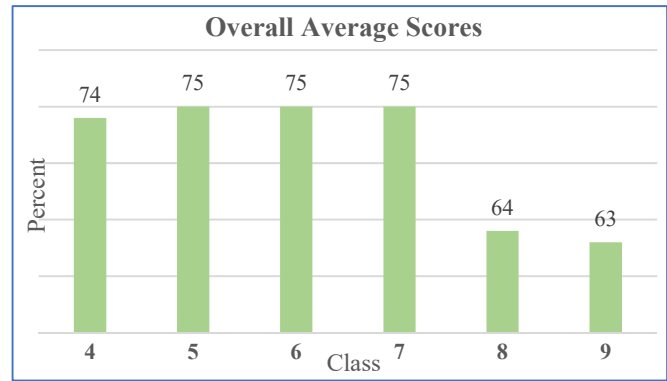


CENSUS BASED STATE ACHIEVEMENT SURVEY (CSAS) 2017 BAGALKOTE DISTRICT ACHIEVEMENTS

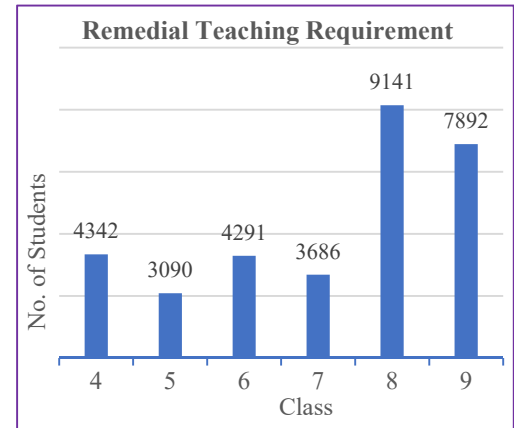
Class-wise and Subject-wise Average Performance:

Subject	4	5	6	7	8	9	All
Lang 1	66	79	79	83	63	66	73
Lang 2	70	72	77	77	57	58	69
Lang 3	-	-	77	70	70	65	71
Maths	79	75	75	74	72	65	73
EVS/Sci	79	75	71	68	56	57	68
SS	-	-	68	77	67	67	70
All	74	75	75	75	64	63	70



Class-wise and Subject-wise Remedial Teaching:

Class	Students (No.)	L1	L2	L3	Maths	EVS/ Sci	SS	Agg. Sub
4	4342	2474	1998	-	998	741	-	6211
5	3090	1061	1607	-	997	779	-	4444
6	4291	1122	1177	1380	997	1429	1350	7455
7	3686	587	783	1092	1269	1227	760	5718
8	9141	2398	4456	2177	1780	3789	1603	16203
9	7892	2113	3664	2314	1855	3028	1150	14124



Agg. Sub: Aggregate Subjects

Deficiencies in Competency Levels (Less than 50% listed below):

Class/Sub	Kannada	English	Maths	EVS/Sci	SS
4	KAN412, 419, 421, 422	ENG422	MATH422	EVS409	
5	KAN502	ENG522	MATH506	EVS518	
6		ENG616	MATH 621, 622		SS609, 611
7	KAN701		MATH 709	SCI704	
8	KAN802, 811, 815, 817, 823, 824	ENG816, 817, 818, 819, 820, 823	MATH 824	SCI804, 808, 812, 820, 821, 822	SS810, 815
9	KAN901, 922	ENG916, 917, 918, 922, 923	MATH 903, 908, 913	SCI904, 905, 914, 918, 919, 920, 923	SS905, 920, 921

Please see "Competency List" file for details