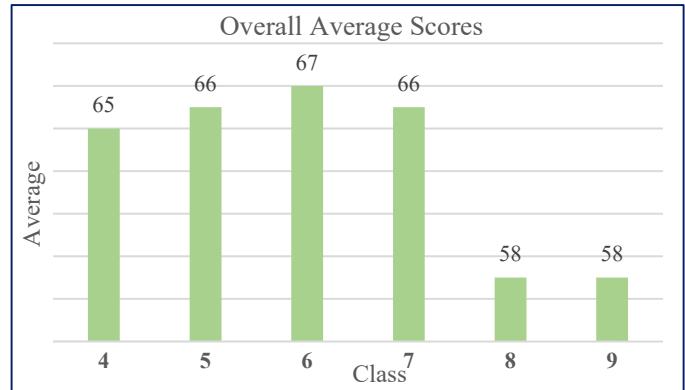


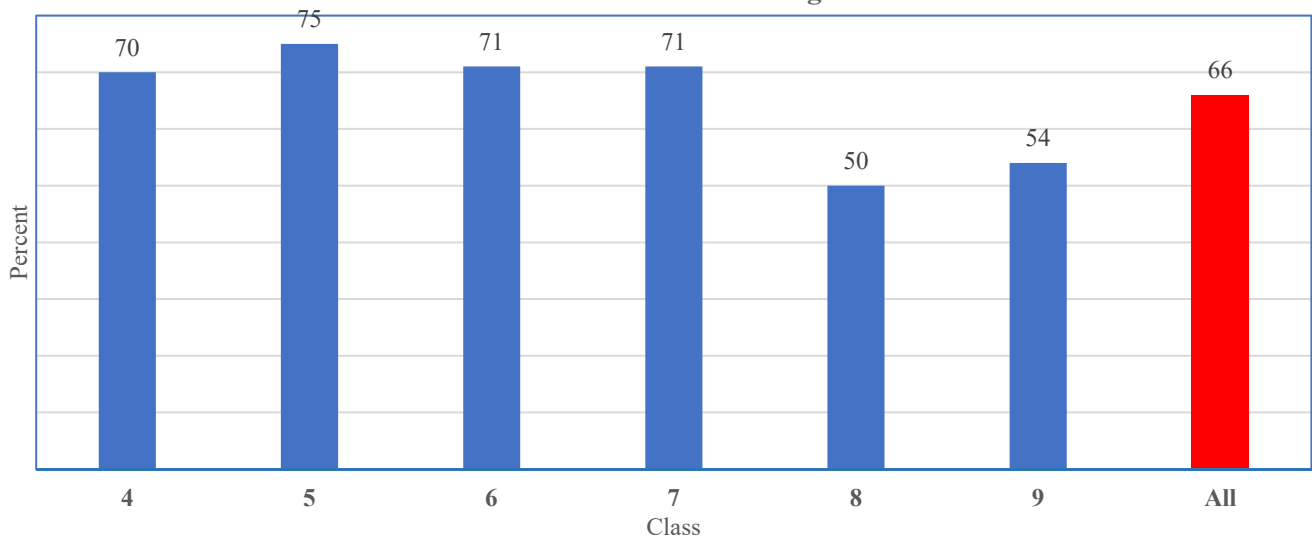
# CENSUS BASED STATE ACHIEVEMENT SURVEY (CSAS) 2017 BALLARI DISTRICT ACHIEVEMENTS

## Class-wise and Subject-wise Average Performance:

Subject	4	5	6	7	8	9	All
Lang 1	58	71	72	75	57	59	65
Lang 2	61	61	68	68	51	53	60
Lang 3	-	-	68	61	65	62	64
Maths	69	65	66	65	64	59	65
EVS/Sci	72	68	64	60	50	52	61
SS	-	-	62	69	61	61	63
<b>All</b>	<b>65</b>	<b>66</b>	<b>67</b>	<b>66</b>	<b>58</b>	<b>58</b>	<b>63</b>

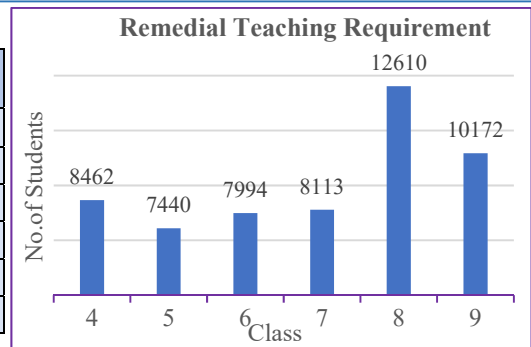


## Class-wise Pass Percentage



## Class-wise and Subject-wise Remedial Teaching:

Class	Students (No.)	L1	L2	L3	Maths	EVS/ Sci	SS	Agg. Sub
4	8462	4899	4433	-	2737	1934	-	14003
5	7440	2562	4542	-	2757	2136	-	11997
6	7994	2162	2535	2645	2440	2708	2928	15418
7	8113	1514	2225	2927	2772	2930	1786	14154
8	12610	4146	6184	3280	3125	6347	2860	25942
9	10172	3768	5064	3300	2866	4349	2364	21711



Agg. Sub: Aggregate Subjects

## Deficiencies in Competency Levels (Less than 50% listed below):

Class/Sub	Kannada	English	Maths	EVS/Sci	SS
4	KAN407, 411, 412, 416, 419, 420, 421	ENG414, 419, 421, 422	MATH422	EVS409	
5	KAN502	ENG502, 506, 518, 522	MATH506, 524	EVS518	
6	KAN613	ENG616, 617, 622	MATH621, 622	SCI601	SS607, 609, 611, 621, 623
7	KAN701	ENG719	MATH 702, 709, 710	SCI704, 706, 710, 714, 721	SS713, 719, 724
8	KAN802, 811, 815, 817, 823, 824	ENG804, 805, 810, 811, 816, 817, 818, 819, 820, 823, 824	MATH804,822,824	SCI804, 808, 812, 816, 818, 819, 820, 821, 822	SS810, 815, 818, 823, 824
9	KAN901, 922, 924	ENG906, 915, 916, 917, 918, 919, 920, 921, 922, 923, 924	MATH903, 908, 910, 913, 922	SCI904, 905, 914, 916, 918, 919, 920, 921, 923	SS902, 905, 909, 920, 921, 922

Please see **"Competency List"** file for details