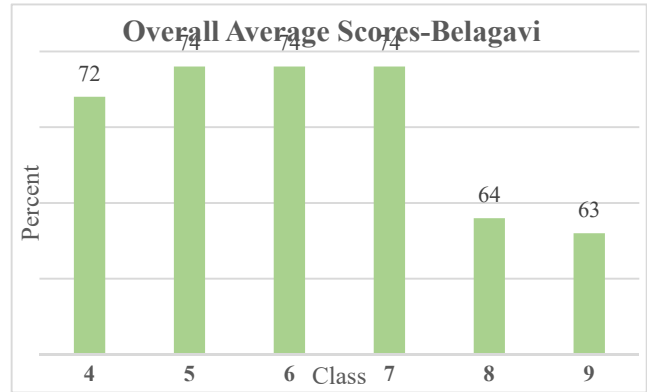


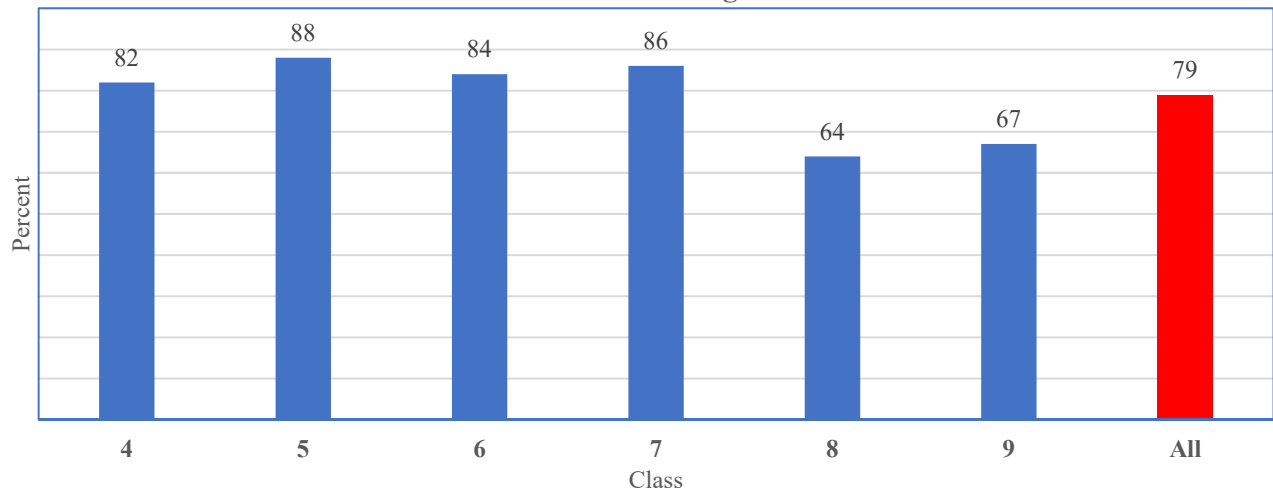
CENSUS BASED STATE ACHIEVEMENT SURVEY (CSAS) 2017 BELAGAVI DISTRICT ACHIEVEMENTS

Class-wise and Subject-wise Average Performance:

Subject	4	5	6	7	8	9	All
Lang 1	65	77	78	82	63	66	72
Lang 2	69	71	76	76	57	58	68
Lang 3	-	-	78	72	72	68	72
Maths	77	74	74	72	71	65	72
EVS/Sci	78	74	70	67	53	55	66
SS	-	-	67	75	67	67	69
All	72	74	74	74	64	63	70



Class-wise Pass Percentage

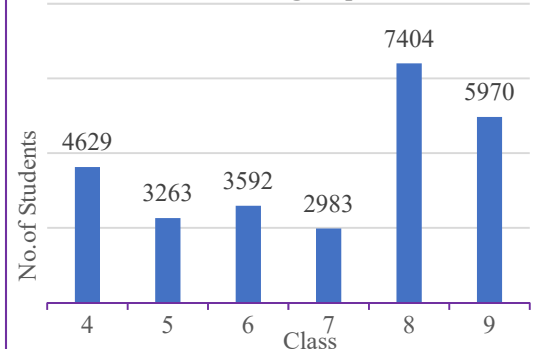


Class-wise and Subject-wise Remedial Teaching:

Class	Students (No.)	L1	L2	L3	Maths	EVS/ Sci	SS	Agg. Sub
4	4629	2519	2275	-	1226	828	-	6848
5	3263	1159	1871	-	1037	852	-	4919
6	3592	900	1015	929	1001	1181	1296	6322
7	2983	451	661	695	1113	992	529	4441
8	7404	1905	3434	1310	1363	3692	1337	13041
9	5970	1516	2635	1323	1279	2402	895	10050

Agg. Sub: Aggregate Subjects

Remedial Teaching Requirement



Deficiencies in Competency Levels (Less than 50% listed below):

Class/Sub	Kannada	English	Maths	EVS/Sci	SS
4	KAN 407, 412, 419, 421, 422	ENG 421, 422	MATH 422	EVS 409	
5	KAN 502	ENG 522	MATH 506	EVS 518	
6		ENG 616	MATH 622	SCI 601	SS 609, 611
7	KAN 701			SCI 704	
8	KAN 802, 811, 815, 817, 823, 824	ENG 804, 816, 817, 818, 819, 820, 823	MATH 824	SCI 804, 808, 812, 818, 820, 821, 822	SS 810, 815
9	KAN 901, 922	ENG 915, 917, 918, 922	MATH 908, 913, 922	SCI 901, 904, 905, 914, 918, 919, 920, 923	SS 902, 920, 921

Please see **“Competency List”** file for details