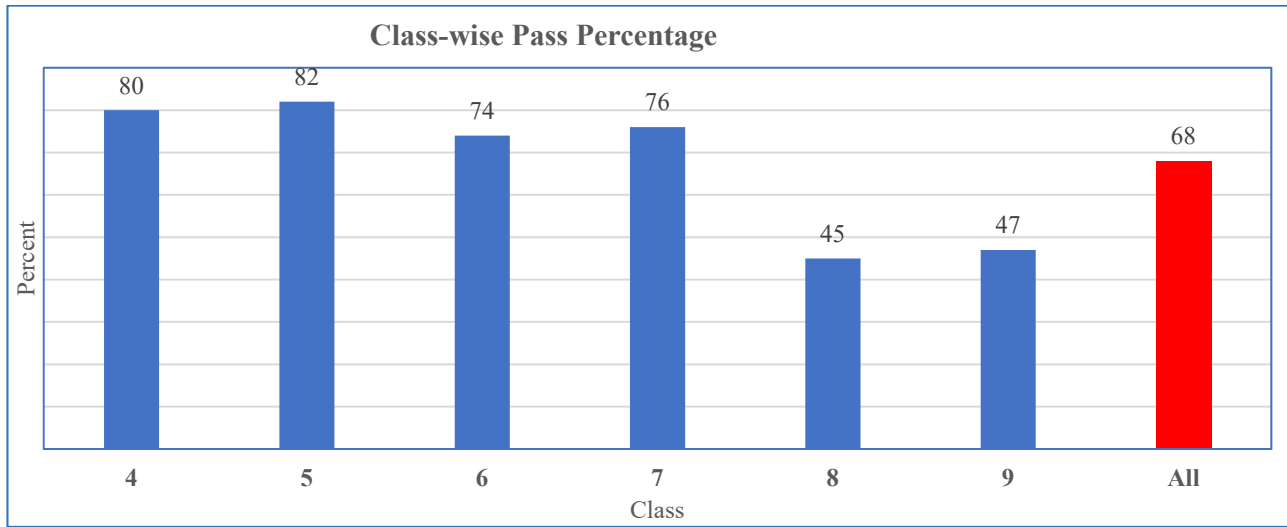
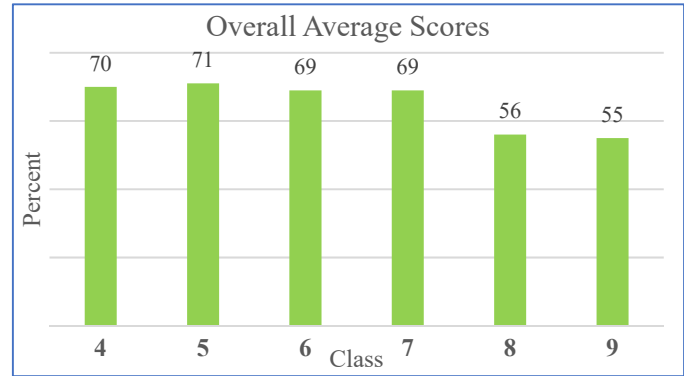


CENSUS BASED STATE ACHIEVEMENT SURVEY (CSAS) 2017 BENGALURU RURAL DISTRICT ACHIEVEMENTS

Class-wise and Subject-wise Average Performance:

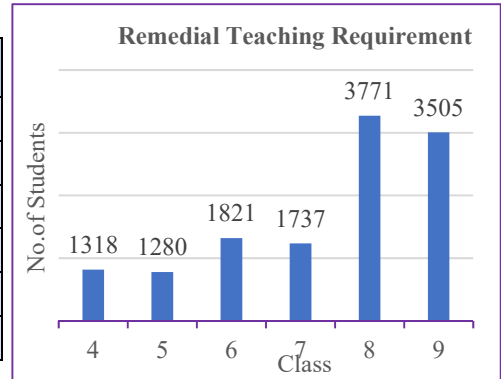
Subject	4	5	6	7	8	9	All
Lang 1	63	75	74	79	58	60	68
Lang 2	69	68	72	75	49	51	64
Lang 3	-	-	69	62	62	57	62
Maths	74	69	69	68	63	56	66
EVS/Sci	76	70	66	62	48	49	62
SS	-	-	63	71	58	59	63
All	70	71	69	69	56	55	64



Class-wise and Subject-wise Remedial Teaching:

Class	Students (No.)	L1	L2	L3	Maths	EVS/ Sci	SS	Agg. Sub
4	1318	1216	1669	-	1194	957	-	5036
5	1280	1239	2661	-	1586	1573	-	7059
6	1821	1044	1920	2154	1618	1933	12323	20992
7	1737	864	810	2632	1233	1826	6341	13706
8	3771	5814	11343	7439	5658	12719	25969	68942
9	3505	4896	8752	7299	6543	9731	20476	57697

Agg. Sub: Aggregate Subjects



Deficiencies in Competency Levels (Less than 50% listed below):

Class/Sub	Kannada	English	Maths	EVS/Sci	SS
4	KAN407, 412, 419, 420, 421, 422	ENG421, 422	MATH422	EVS404, 409	
5	KAN502	ENG502, 506, 518, 522	MATH506	EVS518	
6	KAN613	ENG616	MATH621, 622	SCI617	SS607, 609, 611, 621, 624
7	KAN701		MATH702, 709, 710,	SCI704, 706, 710, 721	SS724
8	KAN806, 810, 811, 815, 817, 823, 824	ENG804, 805, 809, 810, 816, 817, 818, 819, 820, 823	MATH804, 822, 824	SCI802, 804, 808, 812, 816, 818, 819, 820, 821, 822	SS810, 815, 818, 823
9	KAN901, 913, 922	ENG905, 915, 916, 917, 918, 919, 920, 922, 923, 924	MATH903, 908, 913, 922	SCI904, 905, 906, 913, 914, 916, 918, 919, 920, 921, 923	SS902, 905, 909, 920, 921, 922

Please see **“Competency List”** file for details