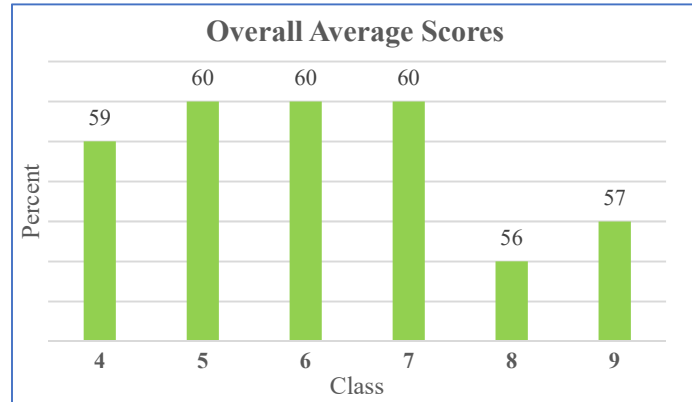


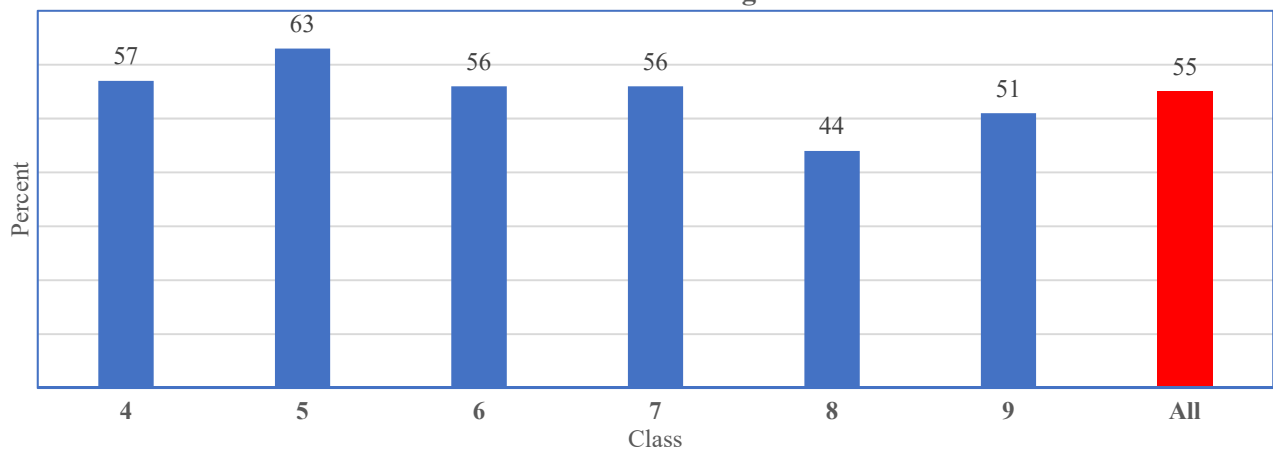
CENSUS BASED STATE ACHIEVEMENT SURVEY (CSAS) 2017 BIDAR DISTRICT ACHIEVEMENTS

Class-wise and Subject-wise Average Performance:

Subject	4	5	6	7	8	9	All
Lang 1	55	64	66	69	58	62	62
Lang 2	53	56	62	62	51	54	56
Lang 3	-	-	66	63	67	62	65
Maths	64	60	60	57	62	58	60
EVS/Sci	65	59	56	50	45	49	54
SS	-	-	52	62	56	59	57
All	59	60	60	60	56	57	59

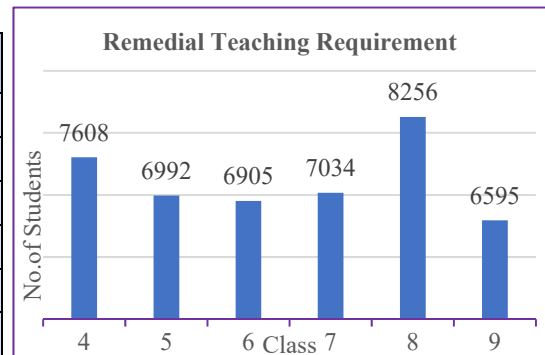


Class-wise Pass Percentage



Class-wise and Subject-wise Remedial Teaching:

Class	Students (No.)	L1	L2	L3	Maths	EVS/ Sci	SS	Agg. Sub
4	7608	3989	4656	-	2419	2148	-	13212
5	6992	2612	4014	-	2705	2559	-	11890
6	6905	1696	2128	1697	2140	2772	2940	13373
7	7034	1357	1822	1612	2982	3648	1493	12914
8	8256	2201	3580	1503	1983	4756	2148	16171
9	6595	1737	2766	1571	1690	3120	1464	12348



Agg. Sub: Aggregate Subjects

Deficiencies in Competency Levels (Less than 50% listed below):

Class/Sub	Kannada	English	Maths	EVS/Sci	SS
4	KAN404, 407, 408, 411, 412, 413, 414, 416, 418, 419, 421, 422	ENG402, 414, 417, 418, 419, 421, 422, 424	MATH418, 422	EVS409, 416, 417	
5	KAN502, 505, 507, 517, 519, 524	ENG502, 503, 504, 506, 509, 516, 518, 522, 523	MATH506, 517, 524	EVS502, 503, 505, 509, 518	
6	KAN605, 613	ENG616, 617, 618, 622	MATH613, 621, 622	SCI601, 602, 607, 610, 616, 617, 618, 622, 623	SS601, 607, 609, 611, 621, 623, 624
7	KAN701	ENG710, 716, 717, 719	MATH702, 709, 710, 711, 719, 721, 724	SCI704, 706, 709, 710, 713, 714, 716, 718, 721, 722, 724	SS719, 724
8	KAN802, 806, 811, 815, 817,	ENG802, 804, 805, 810, 811, 816, 817, 818, 819, 820, 821, 823, 824	MATH804, 822, 824	SCI802, 803, 804, 808, 811, 812, 815, 816, 818, 819, 820, 821, 822	SS810, 815, 818, 823, 824
9	KAN901, 922, 924	ENG915, 916, 917, 918, 919, 920, 921, 922, 923, 924	MATH903, 908, 910, 913, 922	SCI901, 904, 905, 913, 914, 916, 918, 919, 920, 921, 923	SS902, 905, 909, 913, 920, 921, 922

Please see **"Competency List"** file for details