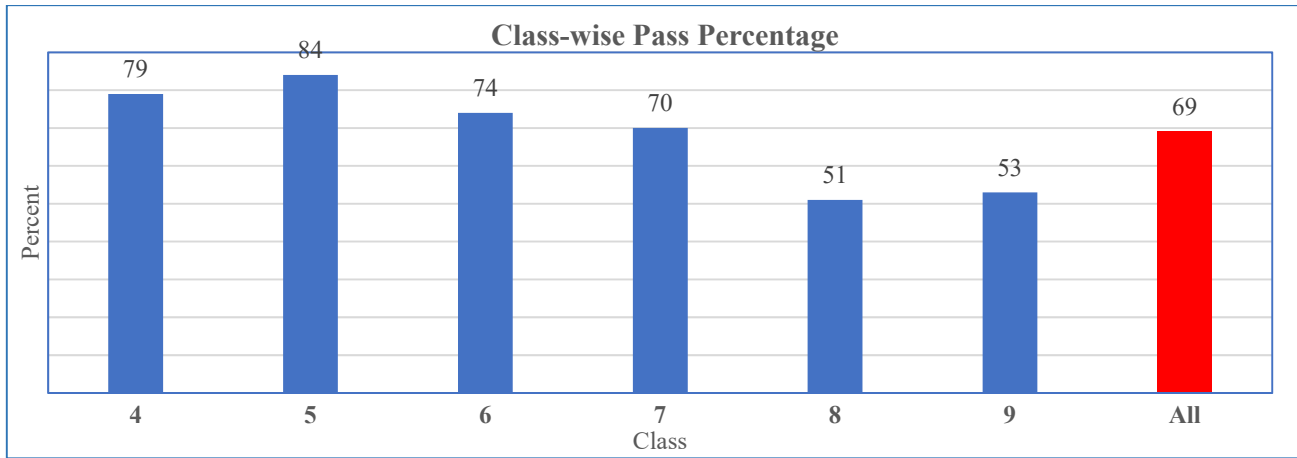
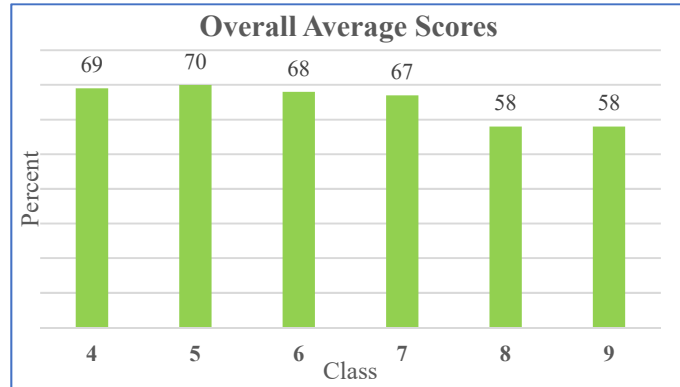


CENSUS BASED STATE ACHIEVEMENT SURVEY (CSAS) 2017 CHITRADURGA DISTRICT ACHIEVEMENTS

Class-wise and Subject-wise Average Performance:

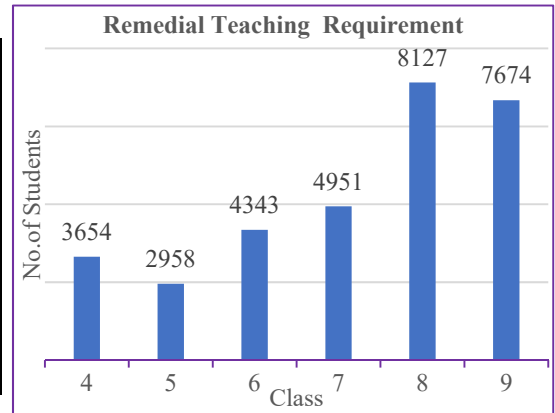
Subject	4	5	6	7	8	9	All
Lang 1	62	75	75	78	57	62	68
Lang 2	65	66	71	72	49	51	62
Lang 3	-	-	65	56	64	62	62
Maths	73	69	69	66	65	59	67
EVS/Sci	76	71	66	62	51	53	63
SS	-	-	63	70	61	61	64
All	69	70	68	67	58	58	64



Class-wise and Subject-wise Remedial Teaching:

Class	Students (No.)	L1	L2	L3	Maths	EVS/ Sci	SS	Agg. Sub
4	3654	2046	1739	-	1028	737	-	5550
5	2958	889	1629	-	1107	878	-	4503
6	4343	856	955	2000	1018	1132	1383	7344
7	4951	533	823	2866	1267	1360	733	7582
8	8127	2284	4270	2292	1740	3571	1876	16033
9	7674	1888	3886	2364	2033	3014	1485	14670

Agg. Sub: Aggregate Subjects



Deficiencies in Competency Levels (Less than 50% listed below):

Class/Sub	Kannada	English	Maths	EVS/Sci	SS
4	KAN407, 412, 419, 420, 421, 422	ENG418, 419, 421, 422	MATH421	EVS409	
5	KAN502, 507,	ENG502, 506, 518, 522, 523,	MATH506, 524	EVS511, 518	
6	KAN613	ENG616, 617, 719	MATH621, 622	SCI601	SS607, 609, 611, 621, 624
7	KAN701	ENG719	MATH702, 709, 710	SCI704, 706, 721	SS724
8	KAN811, 815, 817, 823, 824	ENG804, 805, 810, 811, 816, 817, 818, 819, 820, 822, 823, 824	MATH804, 824	SCI802, 804, 808, 812, 819, 820, 821, 822	SS810, 815, 818, 823
9	KAN901, 922	ENG910, 915, 916, 917, 918, 919, 920, 921, 922, 923, 924	MATH903, 908, 910, 913, 922	SCI904, 905, 914, 918, 919, 920, 921, 923	SS902, 905, 908, 909, 920, 921, 922

Please see **"Competency List"** file for details