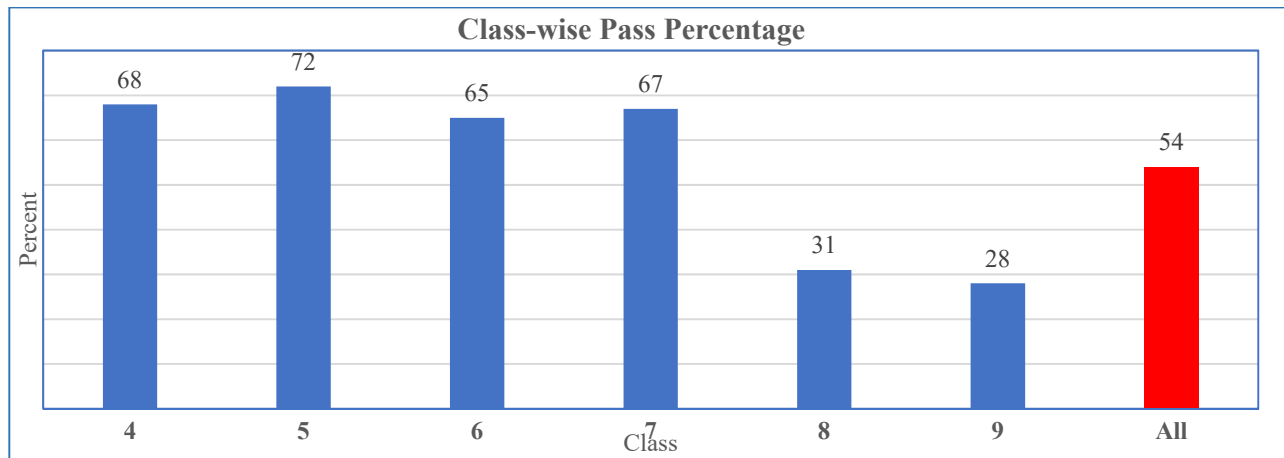
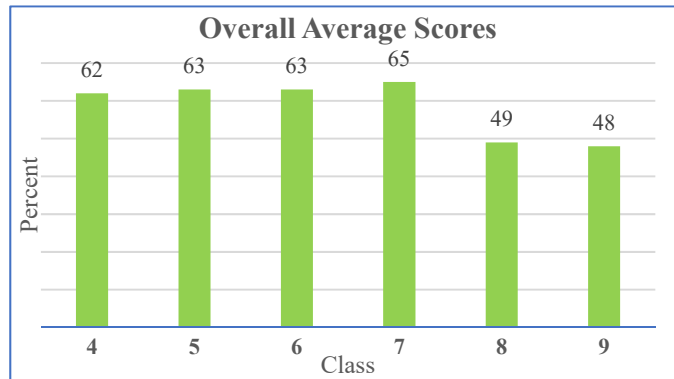


# CENSUS BASED STATE ACHIEVEMENT SURVEY (CSAS) 2017 DAKSHINA KANNADA DISTRICT ACHIEVEMENTS

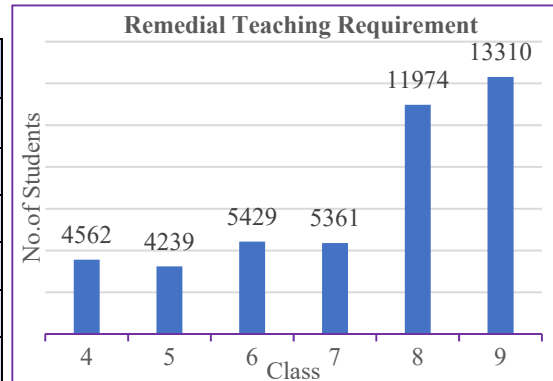
## Class-wise and Subject-wise Average Performance:

Subject	4	5	6	7	8	9	All
Lang 1	56	67	70	77	58	61	65
Lang 2	58	60	63	68	44	45	56
Lang 3	-	-	67	62	61	54	61
Maths	66	62	62	58	44	40	55
EVS/Sci	68	63	59	56	38	39	54
SS	-	-	55	67	49	50	55
<b>All</b>	<b>62</b>	<b>63</b>	<b>63</b>	<b>65</b>	<b>49</b>	<b>48</b>	<b>58</b>



## Class-wise and Subject-wise Remedial Teaching:

Class	Students (No.)	L1	L2	L3	Maths	EVS/ Sci	SS	Agg. Sub
4	4562	2199	2562	-	1542	1144	-	7447
5	4239	1088	2427	-	1799	1440	-	6754
6	5429	975	2087	1581	1889	2131	2560	11223
7	5361	537	1332	1802	2817	2475	918	9881
8	11974	1894	6510	2444	6828	8449	3983	30108
9	13310	2226	6791	3588	8645	8614	3827	33691



Agg. Sub: Aggregate Subjects

## Deficiencies in Competency Levels (Less than 50% listed below):

Class/Sub	Kannada	English	Maths	EVS/Sci	SS
4	KAN 407, 412, 416, 419, 421, 422	ENG 418, 421, 422	MATH 422	EVS 409	
5	KAN 502, 505, 507, 524	ENG 502, 506, 518, 522, 523	MATH 506, 517, 518, 524	EVS 509, 514, 518, 520	
6	KAN 605, 613	ENG 616, 617, 618, 622	MATH 603, 621, 622	SCI 601, 610, 617, 622, 623	SS 601, 607, 609, 611, 621, 623, 624
7	KAN 701	ENG 719	MATH 702, 709, 710	SCI 704, 706, 710, 714, 721	SS 719, 724
8	KAN 802, 806, 810, 811, 815, 817, 823, 824	ENG 802, 804, 805, 806, 808, 809, 810, 811, 813, 814, 816, 817, 818, 819, 820, 821, 823, 824	MATH 801, 804, 806, 809, 810, 813, 814, 815, 816, 819, 820, 821, 822, 824	SCI 802, 806, 808, 810, 811, 812, 814, 815, 816, 817, 818, 819, 820, 821, 822, 823	SS 803, 804, 810, 815, 818
9	KAN 901, 913, 922,	ENG 904, 905, 906, 907, 909, 910, 912, 916, 917, 918, 919, 920, 921, 922, 923, 924	MATH 908, 913, 922	SCI 901, 902, 904, 905, 906, 907, 908, 910, 911, 912, 913, 914, 916, 917, 918, 919, 920, 921, 922, 923	SS 901, 902, 903, 905, 908, 909, 913, 915, 916, 920, 921, 922

Please see **“Competency List”** file for details