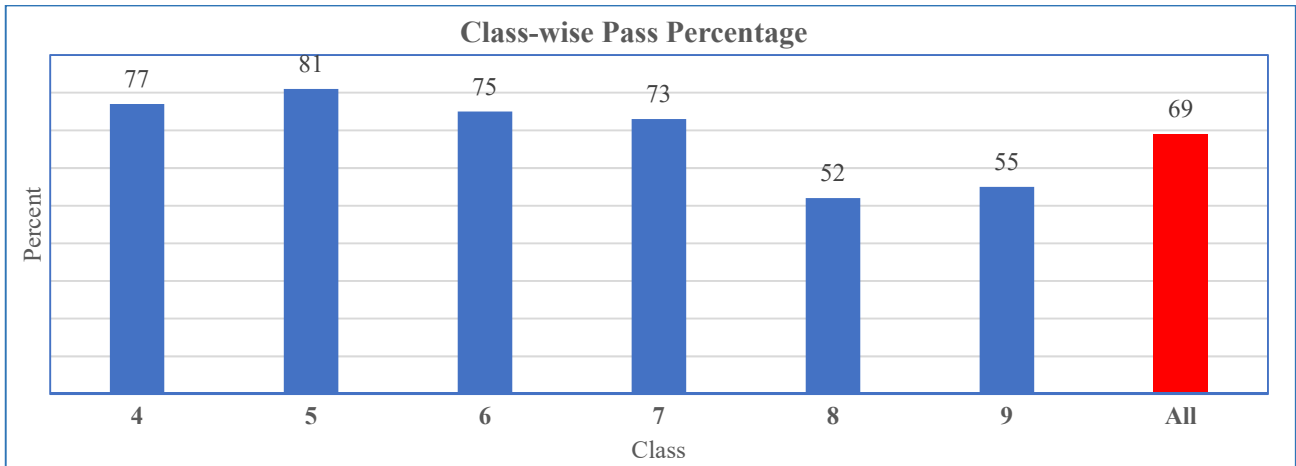
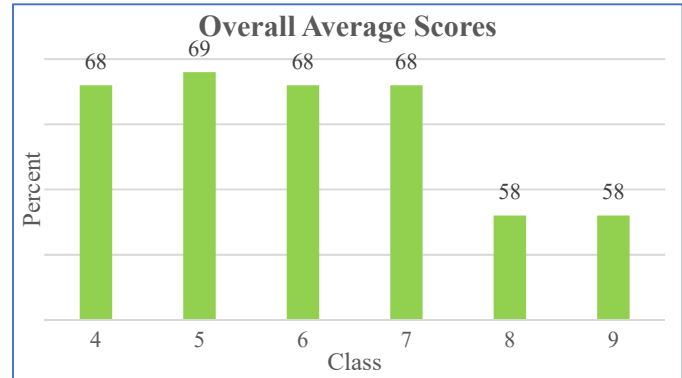


CENSUS BASED STATE ACHIEVEMENT SURVEY (CSAS) 2017 DAVANAGERE DISTRICT ACHIEVEMENTS

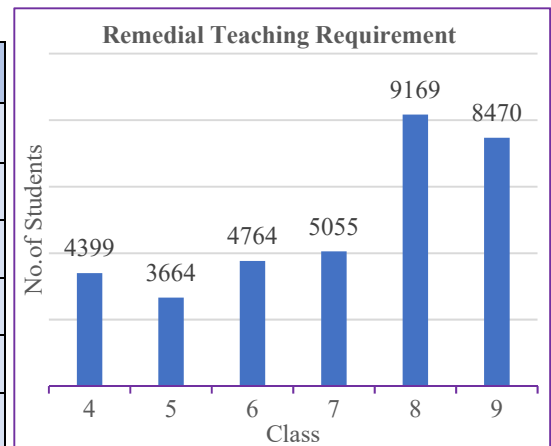
Class-wise and Subject-wise Average Performance:

Subject	4	5	6	7	8	9	All
Lang 1	62	73	74	78	59	62	68
Lang 2	63	65	70	71	51	53	62
Lang 3	-	-	69	61	64	62	64
Maths	72	68	68	66	66	59	66
EVS/Sci	75	70	66	61	51	53	63
SS	-	-	63	69	61	61	63
All	68	69	68	68	58	58	64



Class-wise and Subject-wise Remedial Teaching:

Class	Students (No.)	L1	L2	L3	Maths	EVS/ Sci	SS	Agg. Sub
4	4399	2381	2215	-	1227	844	-	6667
5	3664	1186	1999	-	1310	1055	-	5550
6	4764	1060	1223	1802	1169	1431	1657	8342
7	5055	729	1025	2156	1345	1674	1165	8094
8	9169	2465	4749	2747	2215	4254	2517	18947
9	8470	2398	4255	2700	2210	3371	2035	16969



Agg. Sub: Aggregate Subjects

Deficiencies in Competency Levels (Less than 50% listed below):

Class/Sub	Kannada	English	Maths	EVS/Sci	SS
4	KAN 407, 412, 419, 420, 421, 422	ENG 418, 419, 421, 422	MATH 422	EVS 404, 409	
5	KAN 502, 507	ENG 502, 506, 518, 522, 523	MATH 506, 524	EVS 509, 511, 518	
6	KAN 613	ENG 616, 617, 622	MATH 621, 622	SCI 601	SS 607, 609, 611, 621, 624
7	KAN 701	ENG 719	MATH 702, 709, 710	SCI 704, 706, 710, 721	SS 724
8	KAN 811, 815, 817, 823, 824	ENG 804, 805, 810, 811, 816, 817, 818, 819, 820, 823, 824	MATH 804, 822, 824	SCI 804, 808, 812, 819, 820, 821, 822	SS 810, 815, 818, 823
9		ENG 915, 916, 917, 918, 919, 920, 921, 922, 923, 924	MATH 903, 908, 910, 913, 922	SCI 901, 904, 905, 914, 918, 919, 920, 921, 923	SS 902, 905, 909, 913, 920, 921, 922

Please see **"Competency List"** file for details