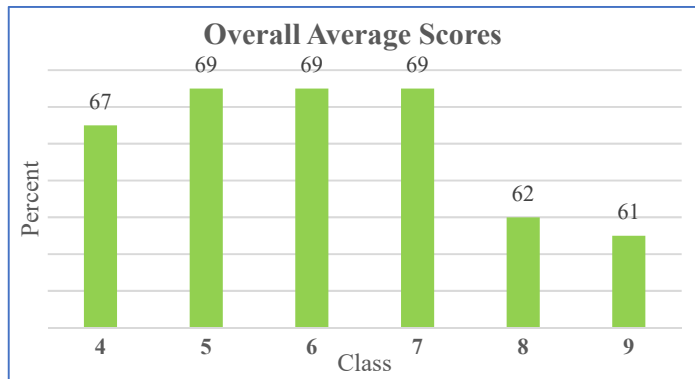


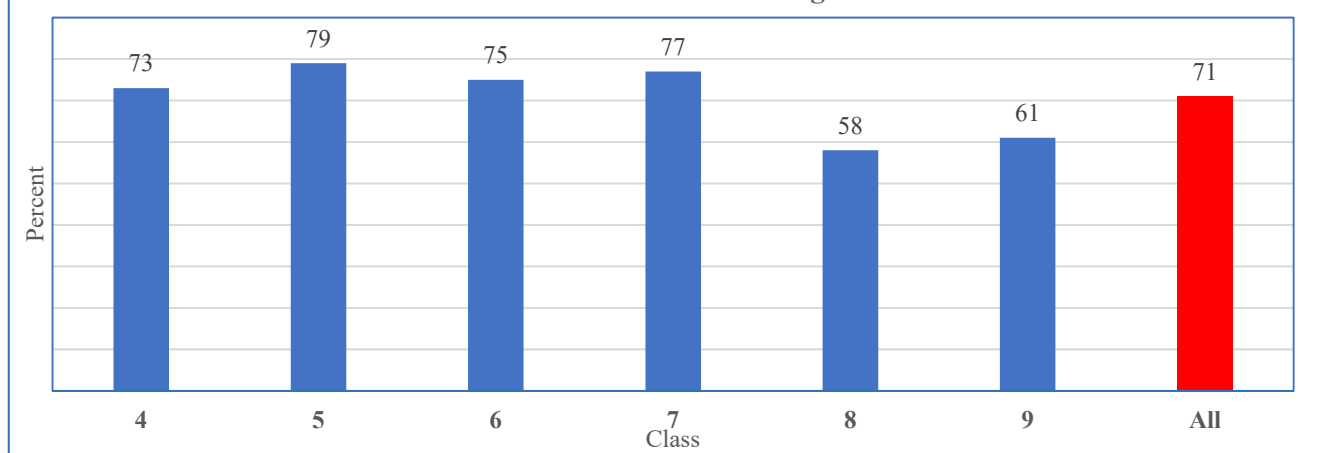
CENSUS BASED STATE ACHIEVEMENT SURVEY (CSAS) 2017 DHARWAD DISTRICT ACHIEVEMENTS

Class-wise and Subject-wise Average Performance:

Subject	4	5	6	7	8	9	All
Lang 1	60	72	74	78	62	64	68
Lang 2	63	66	72	73	56	56	64
Lang 3	-	-	73	68	70	65	69
Maths	72	68	68	66	67	62	67
EVS/Sci	73	69	64	61	52	55	62
SS	-	-	62	70	63	63	64
All	67	69	69	69	62	61	66

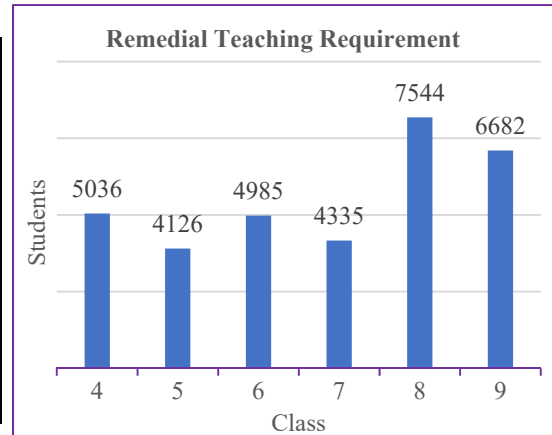


Class-wise Pass Percentage



Class-wise and Subject-wise Remedial Teaching:

Class	Students (No.)	L1	L2	L3	Maths	EVS/ Sci	SS	Agg. Sub
4	5036	2841	2615	-	1357	986	-	7799
5	4126	1272	2220	-	1571	1190	-	6253
6	4985	1026	1296	1224	1565	1760	1948	8819
7	4335	612	929	1125	1586	1760	879	6891
8	7544	1974	3195	1540	1609	3667	1741	13726
9	6682	2014	3140	1943	1677	2745	1339	12858



Agg. Sub: Aggregate Subjects

Deficiencies in Competency Levels (Less than 50% listed below):

Class/Sub	Kannada	English	Maths	EVS/Sci	SS
4	KAN 407, 412, 419, 420, 421, 422	ENG 418, 419, 422	MATH 422	EVS 409	
5	KAN 502	ENG 518, 522	MATH 506	EVS 502, 518	
6	KAN 613	ENG 616,	MATH 621, 622	SCI 601	SS 607, 609, 611, 622, 624
7	KAN 701		MATH 702, 709	SCI 704, 706, 710, 721	
8	KAN 811, 815, 817, 823, 824	ENG 804, 810, 816, 820, 823,	MATH 804, 824	SCI 804, 808, 812, 818, 820, 821, 822	SS 810, 815, 818, 823
9	KAN 901, 922	ENG 915, 916, 917, 918, 920, 923, 924	MATH 903, 908, 913, 922	SCI 901, 904, 905, 914, 918, 919, 920, 921, 923	SS 902, 905, 909, 920, 921

Please see **“Competency List”** file for details