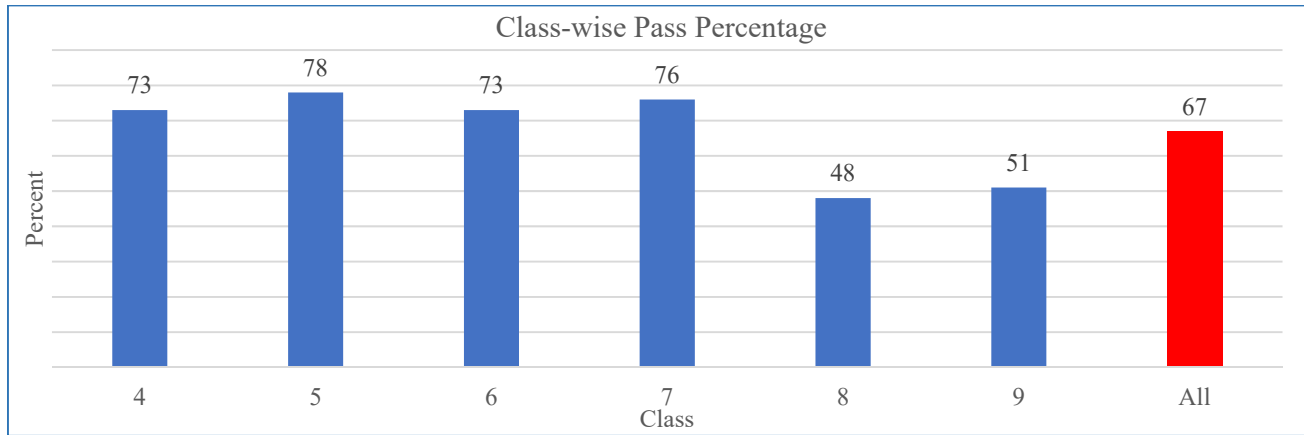
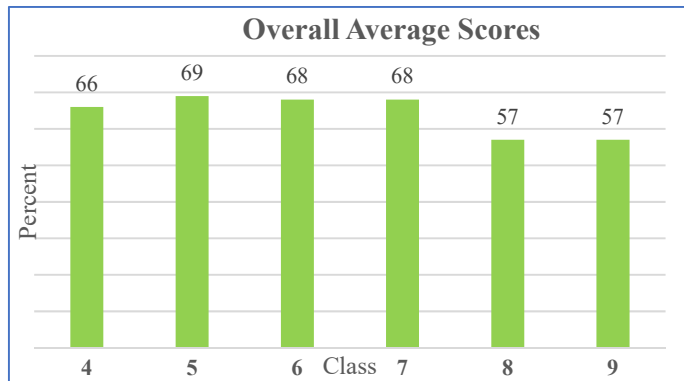


# CENSUS BASED STATE ACHIEVEMENT SURVEY (CSAS) 2017 GADAG DISTRICT ACHIEVEMENTS

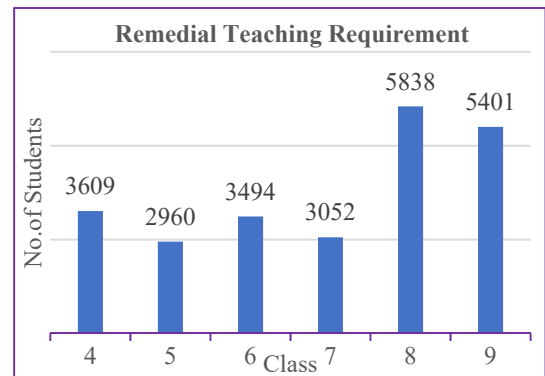
## Class-wise and Subject-wise Average Performance:

Subject	4	5	6	7	8	9	All
Lang 1	59	72	73	78	58	60	67
Lang 2	62	64	69	70	48	51	61
Lang 3	-	-	71	65	65	61	65
Maths	72	69	69	67	64	57	66
EVS/Sci	72	69	64	61	49	51	61
SS	-	-	62	70	59	59	63
All	66	69	68	68	57	57	64



## Class-wise and Subject-wise Remedial Teaching:

Class	Students (No.)	L1	L2	L3	Maths	EVS/ Sci	SS	Agg. Sub
4	3609	2051	1927	-	961	766	-	5705
5	2960	1044	1729	-	963	817	-	4553
6	3494	932	1097	1114	873	1332	1146	6494
7	3052	523	747	1001	1053	1317	492	5133
8	5838	1572	3189	1348	1371	2936	1514	11930
9	5401	1529	2867	1583	1655	2322	1219	11175



Agg. Sub: Aggregate Subjects

## Deficiencies in Competency Levels (Less than 50% listed below):

Class/Sub	Kannada	English	Maths	EVS/Sci	SS
4	KAN 407, 412, 416, 419, 420, 421, 422	ENG 418, 419, 421, 422	MATH 422	EVS 409	
5	KAN 502	ENG 502, 506, 518, 522, 523	MATH 506	EVS 509, 518	
6	KAN 613	ENG 616, 617, 622	MATH 621, 622	SCI 601, 617	SS 607, 609, 611, 621, 623, 624
7	KAN 701	ENG 719	MATH 702, 709	SCI 704, 706, 710, 712, 714	SS 724
8	KAN 802, 811, 815, 817, 823, 824	ENG 804, 805, 810, 811, 816, 817, 818, 819, 820, 821, 822, 823,	MATH 804, 822, 824	SCI 804, 808, 812, 815, 818, 819, 820, 821, 822	SS 810, 815, 818, 822, 823, 824
9	KAN 901, 922	ENG 915, 916, 917, 918, 920, 923, 924	MATH 903, 908, 913, 922	SCI 901, 904, 905, 906, 913, 914, 916, 918, 919, 920, 921, 923	SS 902, 905, 909, 913, 920, 921, 922

Please see **“Competency List”** file for details