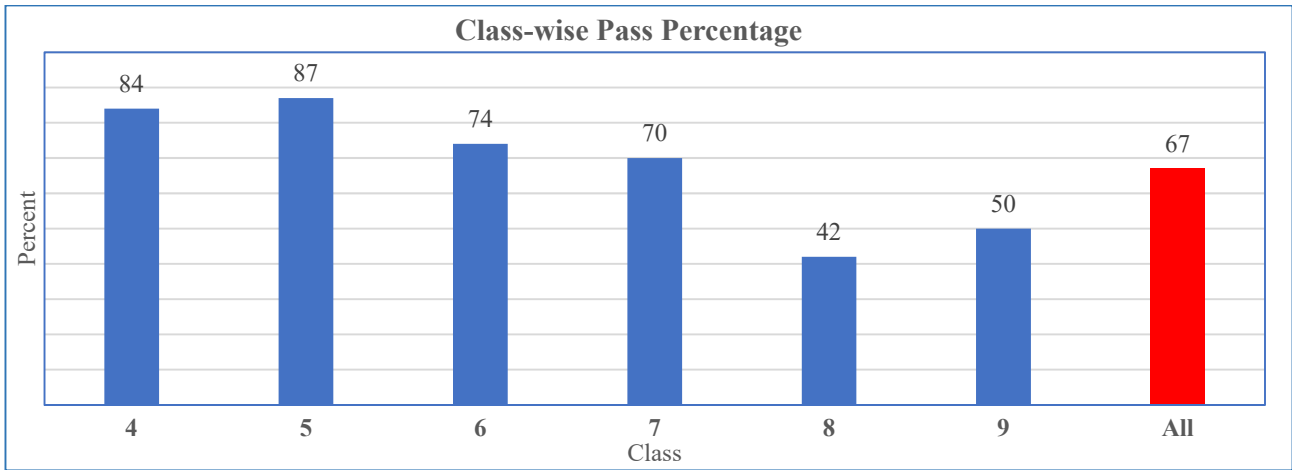
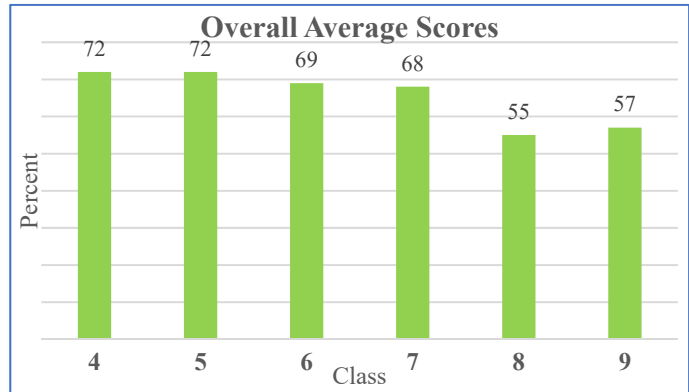


# CENSUS BASED STATE ACHIEVEMENT SURVEY (CSAS) 2017 HASSAN DISTRICT ACHIEVEMENTS

## Class-wise and Subject-wise Average Performance:

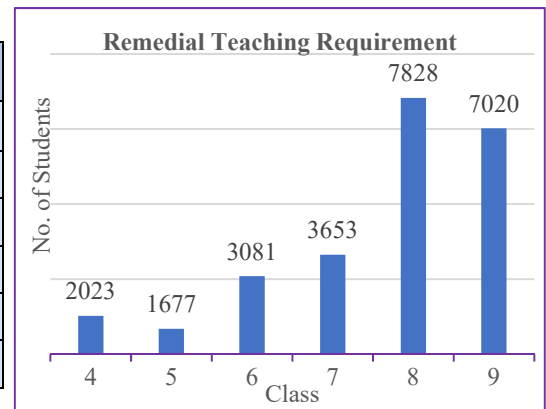
Subject	4	5	6	7	8	9	All
Lang 1	65	77	77	81	59	64	70
Lang 2	69	69	73	74	48	53	64
Lang 3	-	-	66	58	62	59	61
Maths	76	71	69	65	58	55	66
EVS/Sci	78	72	66	61	46	49	62
SS	-	-	62	70	57	60	63
<b>All</b>	<b>72</b>	<b>72</b>	<b>69</b>	<b>68</b>	<b>55</b>	<b>57</b>	<b>64</b>



## Class-wise and Subject-wise Remedial Teaching:

Class	Students (No.)	L1	L2	L3	Maths	EVS/ Sci	SS	Agg. Sub
4	2023	1060	928	-	594	473	-	3055
5	1677	442	871	-	667	464	-	2444
6	3081	390	517	1330	657	914	1225	5033
7	3653	240	423	1842	872	1032	816	5225
8	7828	1432	3891	1898	2671	4380	2444	16716
9	7020	1369	3252	1929	2475	3312	1879	14216

Agg. Sub: Aggregate Subjects



## Deficiencies in Competency Levels (Less than 50% listed below):

Class/Sub	Kannada	English	Maths	EVS/Sci	SS
4	KAN 407, 412, 419, 422	ENG 421, 422	MATH 422	EVS 409	
5	KAN 502, 507	ENG 506, 518, 522	MATH 506	EVS 511, 518	
6	KAN 613	ENG 616	MATH 621, 622	SCI 601	SS 601, 607, 611, 621, 624
7	KAN 701		MATH 702, 705, 709, 710	SCI 704, 706, 710, 721	SS 719, 724
8	KAN 811, 815, 817, 823, 824	ENG 802, 804, 805, 809, 810, 811, 816, 817, 818, 819, 820, 821, 822, 823, 824	MATH 804, 821, 822, 824	SCI 802, 803, 804, 808, 810, 812, 818, 819, 820, 821, 822	SS 810, 815, 818, 822, 823, 824
9	KAN 901, 913, 922	ENG 906, 910, 915, 916, 917, 918, 919, 920, 922, 923, 924	MATH 903, 908, 910, 913, 922	SCI 904, 905, 906, 913, 914, 916, 918, 919, 920, 921, 923	SS 902, 905, 909, 913, 920, 921, 922

Please see **“Competency List”** file for details