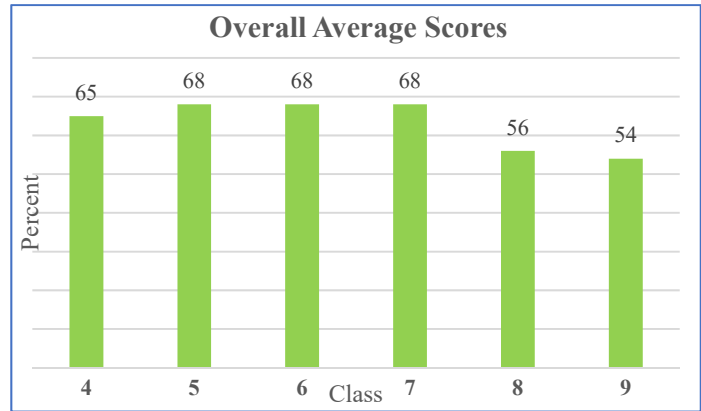


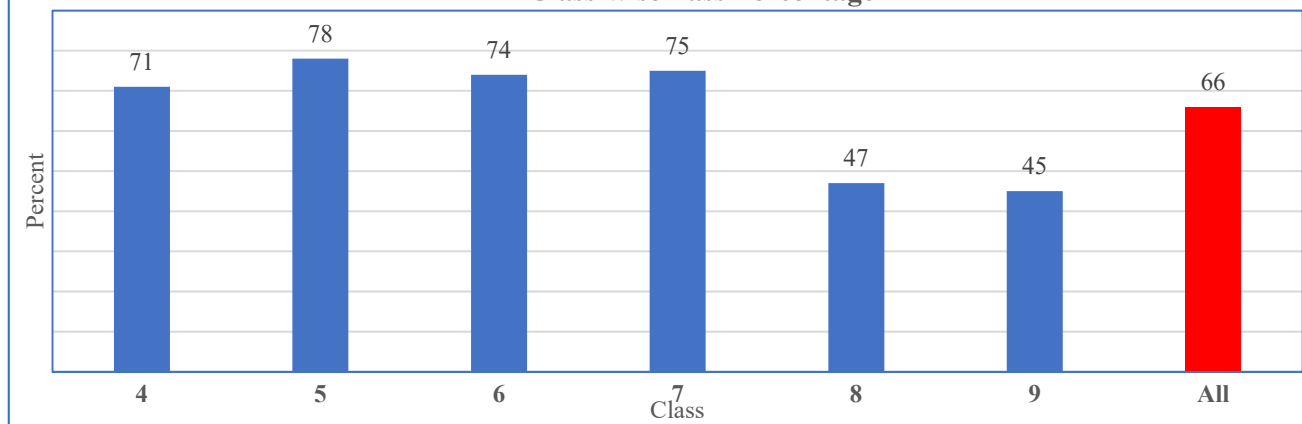
CENSUS BASED STATE ACHIEVEMENT SURVEY (CSAS) 2017 HAVERI DISTRICT ACHIEVEMENTS

Class-wise and Subject-wise Average Performance:

Subject	4	5	6	7	8	9	All
Lang 1	59	71	72	77	59	61	67
Lang 2	62	65	70	70	49	47	61
Lang 3	-	-	70	65	61	55	63
Maths	70	67	67	65	61	55	64
EVS/Sci	72	68	64	61	48	49	60
SS	-	-	62	69	58	58	62
All	65	68	68	68	56	54	63



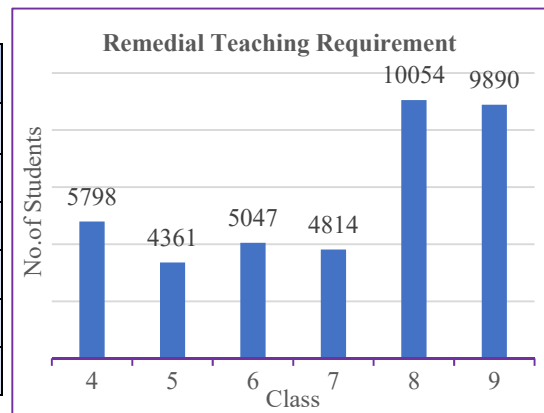
Class-wise Pass Percentage



Class-wise and Subject-wise Remedial Teaching:

Class	Students (No.)	L1	L2	L3	Maths	EVS/ Sci	SS	Agg. Sub
4	5798	3212	2891	-	1727	1322	-	9152
5	4361	1465	2245	-	1637	1333	-	6680
6	5047	1191	1290	1411	1583	1833	1813	9121
7	4814	746	938	1379	1618	1916	946	7543
8	10054	2434	5367	2847	2943	5077	2639	21307
9	9890	2466	5426	3448	3328	4460	2276	21404

Agg. Sub: Aggregate Subjects



Deficiencies in Competency Levels (Less than 50% listed below):

Class/Sub	Kannada	English	Maths	EVS/Sci	SS
4	KAN 407, 412, 416, 419, 421, 422	ENG 418, 419, 421, 422	MATH 422	EVS 409	
5	KAN 502, 507	ENG 502, 506, 518, 522, 523	MATH 506	EVS 518	
6	KAN 613	ENG 616, 617	MATH 621, 622		SS 607, 609, 611, 621, 623, 624
7	KAN 701	ENG 719	MATH 702, 709	SCI 704, 706, 710, 721	SS 719, 724
8	KAN 802, 811, 815, 817, 823, 824	ENG 804, 805, 810, 811, 816, 817, 818, 819, 820, 821, 822, 823, 824	MATH 804, 822, 824	SCI 804, 808, 812, 818, 819, 820, 821, 822	SS 810, 815, 818, 823, 824
9	KAN 901, 913, 922	ENG 906, 909, 910, 912, 915, 916, 917, 918, 919, 920, 921, 922, 923, 924	MATH 903, 905, 908, 910, 913, 922	SCI 901, 904, 905, 906, 913, 914, 916, 918, 919, 920, 921, 923	SS 902, 905, 909, 913, 920, 921, 922

Please see **“Competency List”** file for details