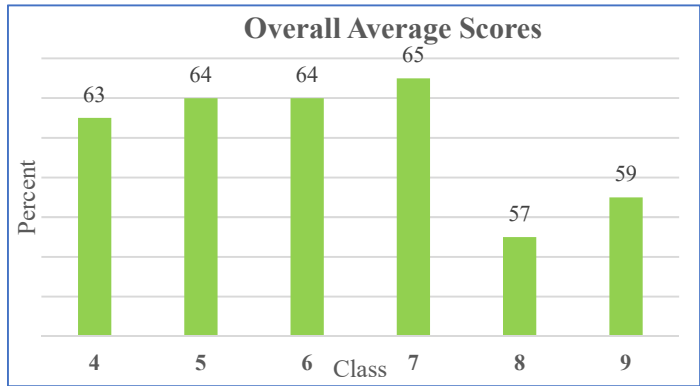


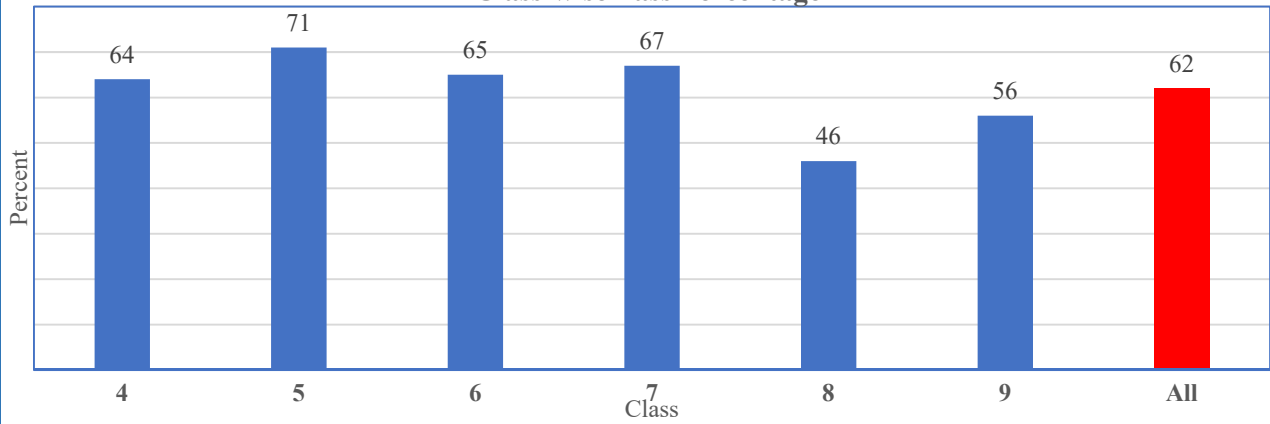
CENSUS BASED STATE ACHIEVEMENT SURVEY (CSAS) 2017 KALBURGI DISTRICT ACHIEVEMENTS

Class-wise and Subject-wise Average Performance:

Subject	4	5	6	7	8	9	All
Lang 1	58	70	69	73	57	63	65
Lang 2	58	60	66	67	50	56	59
Lang 3	-	-	67	64	66	65	65
Maths	67	63	64	63	64	60	64
EVS/Sci	69	64	60	56	46	51	58
SS	-	-	57	66	58	62	61
All	63	64	64	65	57	59	62

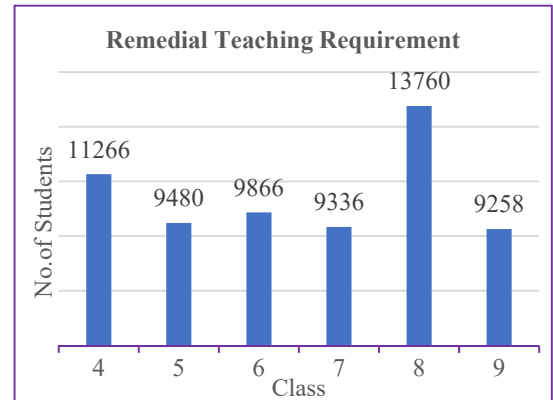


Class-wise Pass Percentage



Class-wise and Subject-wise Remedial Teaching:

Class	Students (No.)	L1	L2	L3	Maths	EVS/ Sci	SS	Agg. Sub
4	11266	6025	6351	-	3502	2657	-	18535
5	9480	3090	5577	-	3639	2990	-	15296
6	9866	2601	3172	3102	3149	3918	3939	19881
7	9336	1782	2554	2633	3501	4282	1975	16727
8	13760	3901	7060	3044	2933	7396	3500	27834
9	9258	2504	4251	2278	2249	4310	2004	17596



Agg. Sub: Aggregate Subjects

Deficiencies in Competency Levels (Less than 50% listed below):

Class/Sub	Kannada	English	Maths	EVS/Sci	SS
4	KAN 407, 411, 412, 414, 416, 419, 421, 422	ENG 418, 419, 421, 422, 424	MATH 422	EVS 409, 416, 417	
5	KAN 502, 507	ENG 502, 506, 518, 522, 523	MATH 506, 517, 524	EVS 502, 503, 505, 509, 518	
6	KAN 613	ENG 616, 617, 622	MATH 621, 622	SCI 601, 602, 617	SS 607, 609, 611, 621, 623, 624
7	KAN 701	ENG 719	MATH 702, 709, 710	SCI 704, 706, 709, 710, 714, 721	SS 719, 724
8	KAN 802, 806, 811, 815, 817, 823, 824	ENG 804, 805, 810, 816, 817, 818, 819, 820, 821, 823, 824	MATH 804, 822, 824	SCI 804, 808, 811, 812, 815, 816, 818, 819, 820, 821, 822	SS 810, 815, 818, 823, 824
9	KAN 901, 922	ENG 915, 917, 918, 922, 924	MATH 903, 908, 910, 913, 922	SCI 901, 904, 905, 913, 914, 916, 918, 919, 920, 921, 923	SS 902, 905, 909, 913, 920, 921, 922

Please see **"Competency List"** file for details