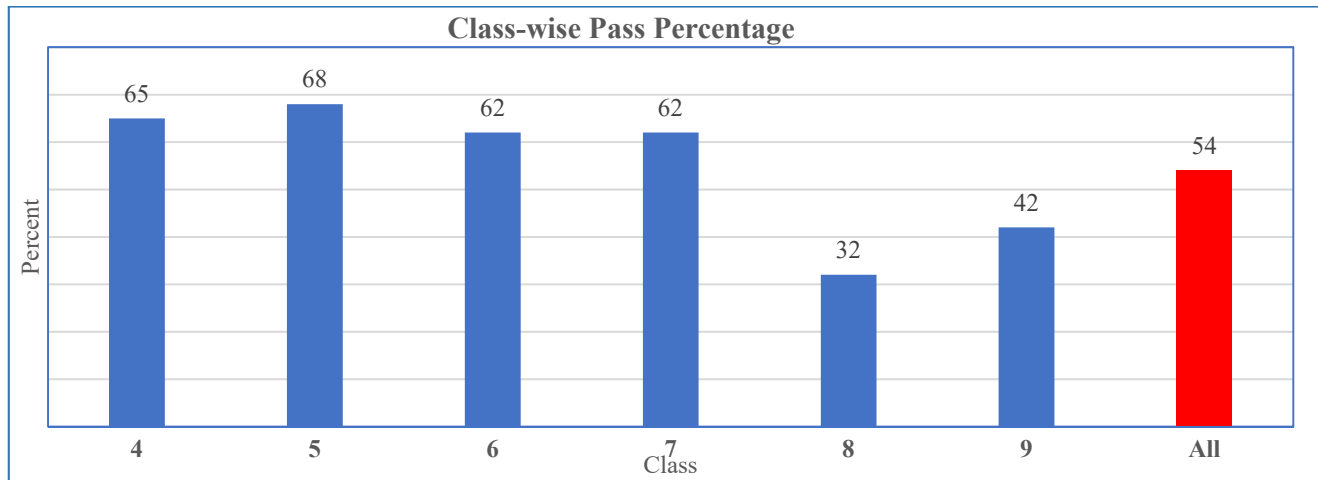
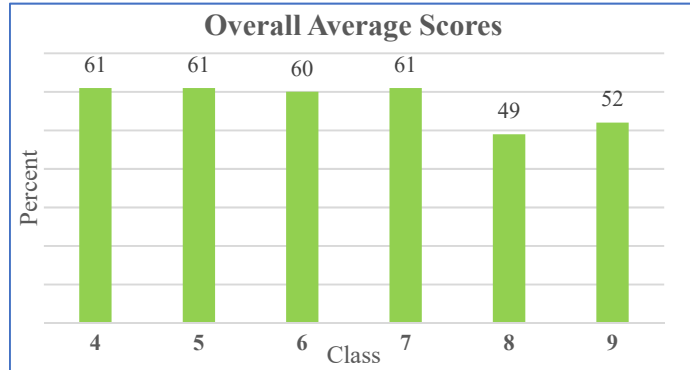


CENSUS BASED STATE ACHIEVEMENT SURVEY (CSAS) 2017 KODAGU DISTRICT ACHIEVEMENTS

Class-wise and Subject-wise Average Performance:

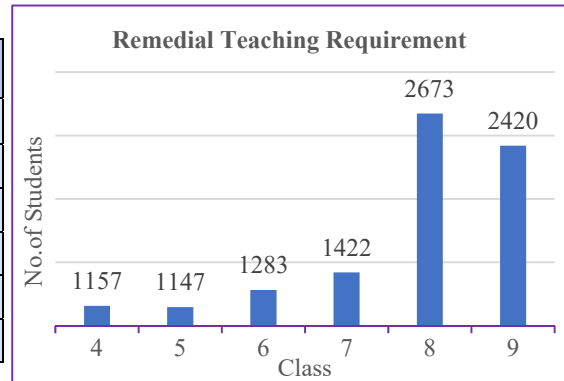
Subject	4	5	6	7	8	9	All
Lang 1	54	65	67	73	54	59	62
Lang 2	58	60	63	66	45	52	57
Lang 3	-	-	63	56	58	56	58
Maths	63	58	58	54	48	48	55
EVS/Sci	67	63	57	53	40	43	54
SS	-	-	55	63	51	55	56
All	61	61	60	61	49	52	57



Class-wise and Subject-wise Remedial Teaching:

Class	Students (No.)	L1	L2	L3	Maths	EVS/ Sci	SS	Agg. Sub
4	1157	636	600	-	417	315	-	1968
5	1147	388	584	-	552	384	-	1908
6	1283	269	439	365	429	573	545	2620
7	1422	209	339	544	686	666	304	2748
8	2673	586	1382	648	1227	1615	770	6228
9	2420	518	1035	720	1116	1386	586	5361

Agg. Sub: Aggregate Subjects



Deficiencies in Competency Levels (Less than 50% listed below):

Class/Sub	Kannada	English	Maths	EVS/Sci	SS
4	KAN 407, 411, 412, 416, 419, 421, 422	ENG 418, 419, 421, 422, 424	MATH 404, 422	EVS 409, 416	
5	KAN 502, 505, 507, 519, 524	ENG 502, 506, 518, 522, 523	MATH 506, 517, 521, 524	EVS 502, 503, 511, 518, 522	
6	KAN 613	ENG 616, 617, 618, 622	MATH 613, 617, 621, 622, 623	SCI 601, 602, 610, 617, 618, 622, 623	SS 601, 607, 609, 611, 621, 623, 624
7	KAN 701	ENG 719	MATH 702, 705, 709, 710, 711, 713, 721, 723, 724	SCI 704, 706, 709, 710, 713, 714, 716, 721, 722	SS 719, 724
8	KAN 802, 806, 810, 811, 815, 817, 820, 823, 824	ENG 804, 805, 810, 811, 816, 817, 818, 819, 820, 823	MATH 804, 806, 810, 813, 815, 816, 819, 821, 822, 824	SCI 802, 803, 804, 805, 808, 810, 811, 812, 814, 815, 816, 818, 819, 820, 821, 822	SS 806, 810, 815, 818, 820, 821, 822, 823, 824
9	KAN 901, 913, 922, 923	ENG 905, 909, 910, 912, 915, 916, 917, 918, 919, 920, 921, 922, 923, 924	MATH 903, 905, 908, 909, 910, 913, 918, 922	SCI 901, 904, 905, 906, 908, 910, 911, 913, 914, 916, 918, 919, 920, 921, 923	SS 902, 905, 908, 909, 913, 920, 921, 922

Please see **"Competency List"** file for details