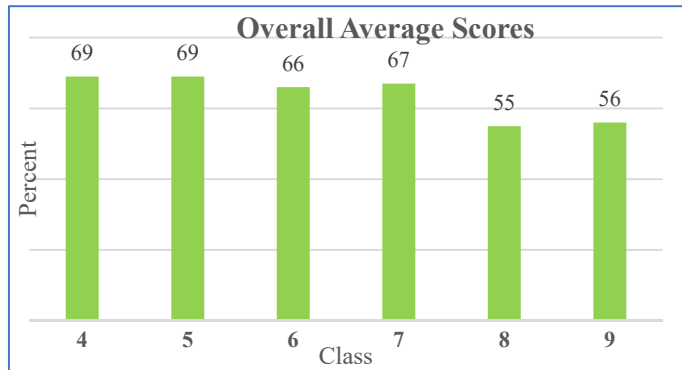


CENSUS BASED STATE ACHIEVEMENT SURVEY (CSAS) 2017

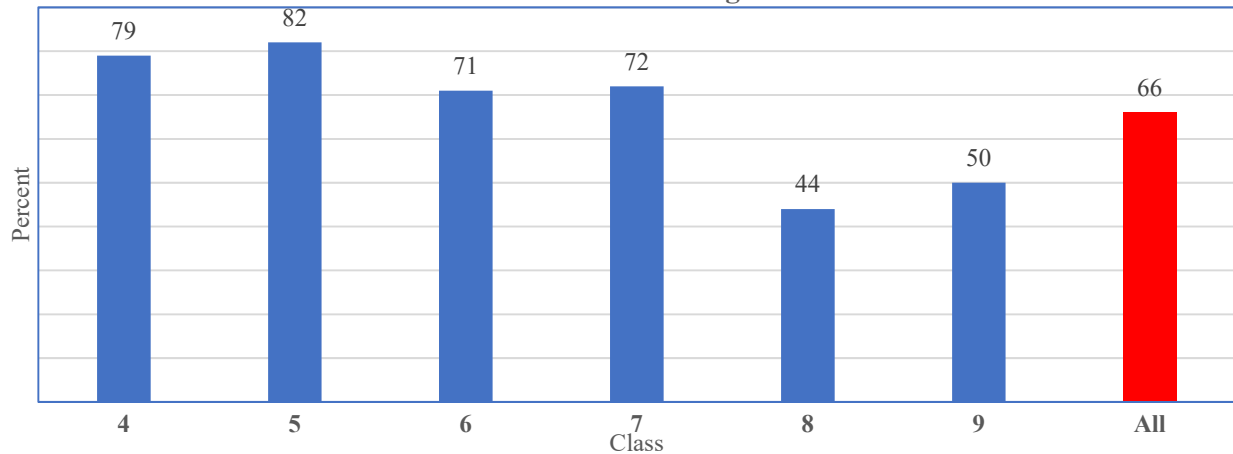
KOLAR DISTRICT ACHIEVEMENTS

Class-wise and Subject-wise Average Performance:

Subject	4	5	6	7	8	9	All
Lang 1	63	75	72	76	55	58	66
Lang 2	67	67	71	73	50	53	63
Lang 3	-	-	68	60	61	58	61
Maths	72	67	66	64	61	58	65
EVS/Sci	75	69	62	60	47	50	60
SS	-	-	60	69	57	59	61
All	69	69	66	67	55	56	63



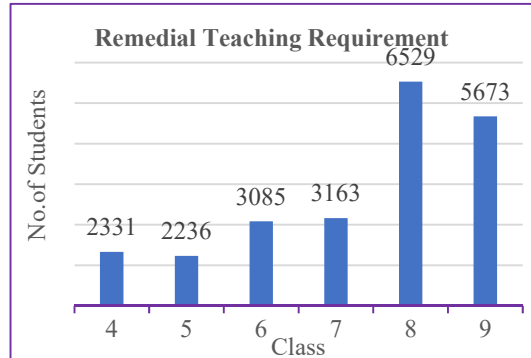
Class-wise Pass Percentage



Class-wise and Subject-wise Remedial Teaching:

Class	Students (No.)	L1	L2	L3	Maths	EVS/ Sci	SS	Agg. Sub
4	2331	1311	1101	-	853	671	-	3936
5	2236	789	1210	-	981	823	-	3803
6	3085	829	888	1170	869	1265	1153	6174
7	3163	579	628	1380	1076	1275	664	5602
8	6529	2101	3131	1922	1733	3323	1612	13822
9	5673	1870	2713	1890	1467	2347	1201	11488

Agg. Sub: Aggregate Subjects



Deficiencies in Competency Levels (Less than 50% listed below):

Class/Sub	Kannada	English	Maths	EVS/Sci	SS
4	KAN 412, 419, 421, 422	ENG 421, 422	MATH 422	EVS 409	
5	KAN 502	ENG 502, 506, 518, 522, 523	MATH 506, 524	EVS 511, 518	
6	KAN 613	ENG 616	MATH 621, 622	SCI 601, 622	SS 607, 609, 611, 621, 623, 624
7	KAN701		MATH 702, 709, 710	SCI 704, 706, 710, 714, 716, 721	SS 719, 724
8	KAN 802, 806, 810, 811, 815, 817, 823, 824	ENG 804, 805, 810, 811, 816, 817, 818, 819, 820, 823	MATH 8044, 822, 824	SCI 802, 803, 804, 808, 812, 815, 818, 819, 820, 821, 822	SS 810, 815, 818, 823, 824
9	KAN 901, 913, 921, 922, 924	ENG 915, 916, 917, 918, 919, 920	MATH 903, 908, 910, 913, 922	SCI 901, 904, 905, 906, 914, 916, 918, 919, 920, 921, 923	SS 902, 905, 908, 909, 913, 920, 921, 922

Please see **"Competency List"** file for details