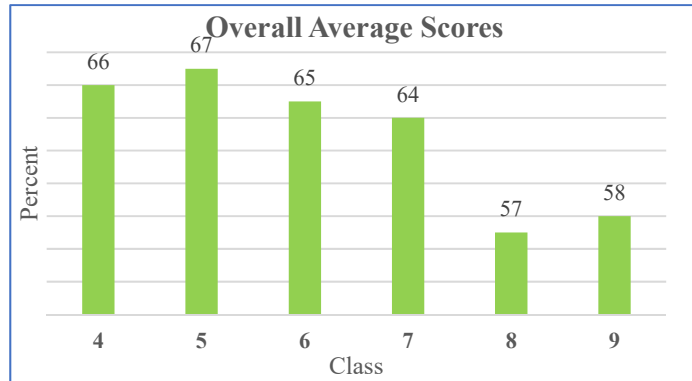


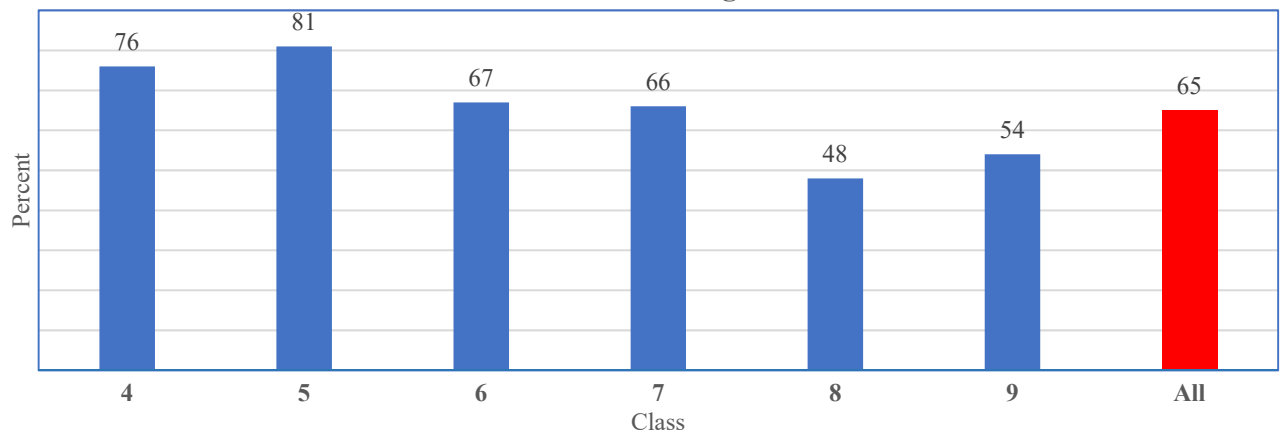
CENSUS BASED STATE ACHIEVEMENT SURVEY (CSAS) 2017 MADHUGIRI DISTRICT ACHIEVEMENTS

Class-wise and Subject-wise Average Performance:

Subject	4	5	6	7	8	9	All
Lang 1	59	72	70	75	58	62	66
Lang 2	64	64	68	69	49	51	61
Lang 3	-	-	62	54	63	61	60
Maths	70	65	65	62	64	58	64
EVS/Sci	73	68	65	59	50	52	61
SS	-	-	61	67	60	61	62
All	66	67	65	64	57	58	62



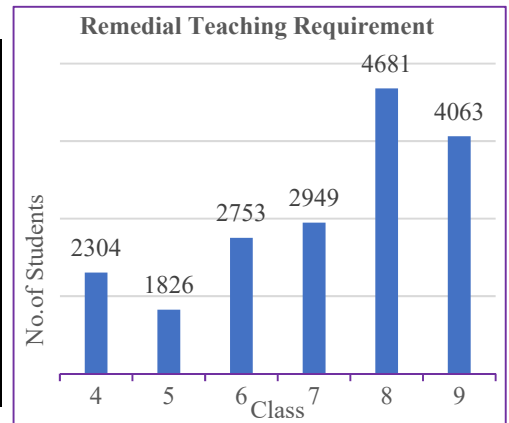
Class-wise Pass Percentage



Class-wise and Subject-wise Remedial Teaching:

Class	Students (No.)	L1	L2	L3	Maths	EVS/Sci	SS	Agg. Sub
4	2304	1307	1040	-	696	468	-	3511
5	1826	590	907	-	829	544	-	2870
6	2753	642	691	1297	734	830	740	4934
7	2949	458	608	1685	770	898	449	4868
8	4681	1272	2443	1371	1037	2100	981	9204
9	4063	1054	2077	1178	1052	1592	790	7743

Agg. Sub: Aggregate Subjects



Deficiencies in Competency Levels (Less than 50% listed below):

Class/Sub	Kannada	English	Maths	EVS/Sci	SS
4	KAN407, 412, 419, 421, 422	ENG 418, 419, 421, 422	MATH 422	EVS 409	
5	KAN 502, 507	ENG 502, 506, 518, 522, 523	MATH 506, 524	EVS 511, 516, 518	
6	KAN 613	ENG 616	MATH 621, 622		SS 607, 609, 611, 621, 623, 624
7	KAN701	ENG 719	MATH 702,709, 910	SCI 704, 706, 710, 721	SS 719, 724
8	KAN 806, 811, 815, 817, 823, 824	ENG 804, 805, 810, 811, 816, 817, 818, 819, 820,821, 822, 823, 824	MATH 804, 822, 824	SCI 802, 804, 808, 812, 818, 819, 820, 821, 822	SS 810, 815, 818, 823, 824
9	KAN 901, 922	ENG 906, 909, 910, 915, 916, 917, 918, 919, 920, 922, 923, 924	MATH 903, 908, 910, 913, 922	SCI 904, 905, 914, 918, 919, 920, 921, 923	SS 902, 905, 909, 913, 920, 921, 922

Please see **“Competency List”** file for details