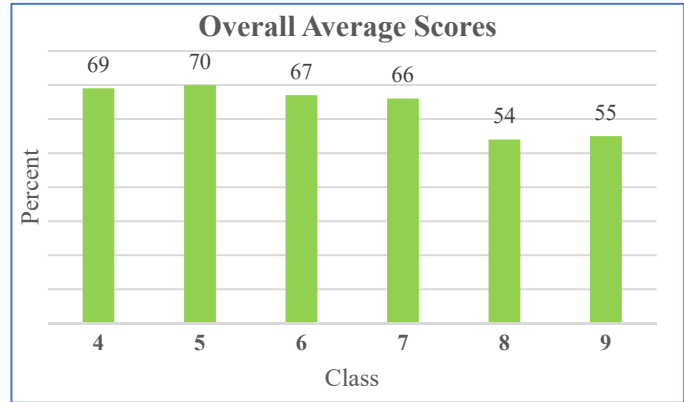


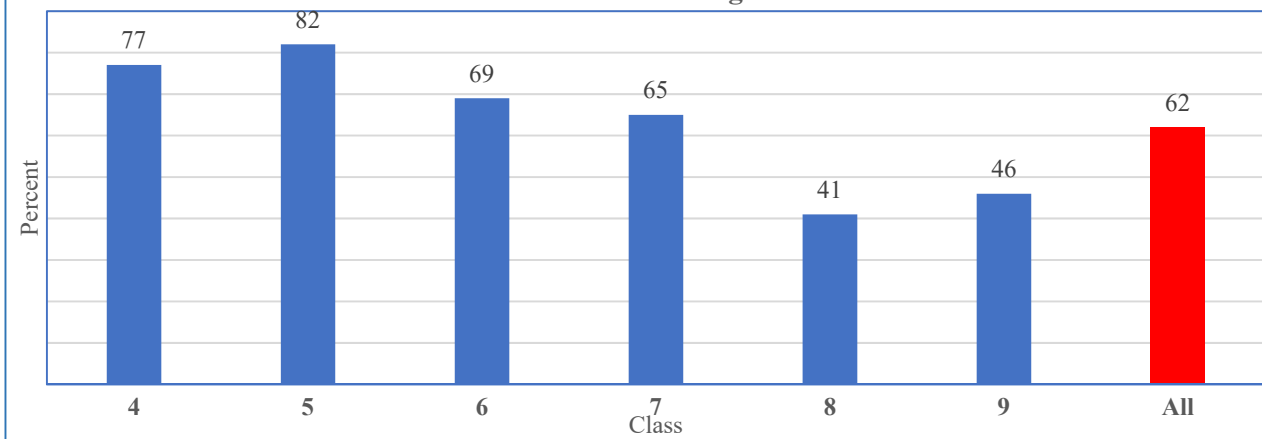
CENSUS BASED STATE ACHIEVEMENT SURVEY (CSAS) 2017 MANDYA DISTRICT ACHIEVEMENTS

Class-wise and Subject-wise Average Performance:

Subject	4	5	6	7	8	9	All
Lang 1	62	75	74	78	54	58	67
Lang 2	65	65	70	70	47	48	61
Lang 3	-	-	64	55	60	58	59
Maths	73	69	67	63	60	56	65
EVS/Sci	75	70	63	58	47	50	60
SS	-	-	61	69	58	60	62
All	69	70	67	66	54	55	62



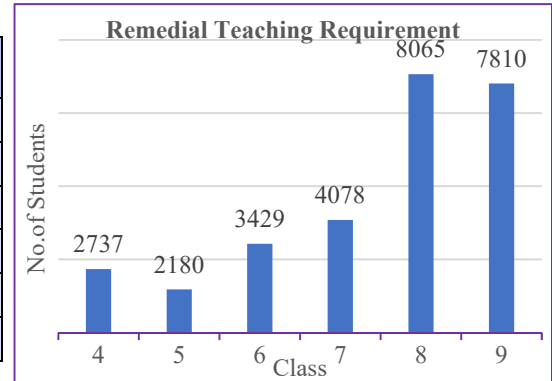
Class-wise Pass Percentage



Class-wise and Subject-wise Remedial Teaching:

Class	Students (No.)	L1	L2	L3	Maths	EVS/ Sci	SS	Agg. Sub
4	2737	1492	1352	-	837	650	-	4331
5	2180	680	1226	-	810	733	-	3449
6	3429	610	796	1692	798	1088	1033	6017
7	4078	516	700	2170	1146	1421	609	6562
8	8065	2852	4475	2374	2211	4042	2279	18233
9	7810	2808	4518	2702	2451	3339	1728	17546

Agg. Sub: Aggregate Subjects



Deficiencies in Competency Levels (Less than 50% listed below):

Class/Sub	Kannada	English	Maths	EVS/Sci	SS
4	KAN407, 412, 419, 422	ENG 421, 422	MATH 422	EVS 409	
5	KAN 502, 507	ENG 502, 506, 518, 522, 523	MATH 506, 524	EVS 511, 518	
6	KAN 613	ENG 616, 617	MATH 621, 622	SCI 601, 902, 617, 622	SS 607, 609, 611, 621, 623, 624
7	KAN701	ENG 719	MATH 702, 709, 710, 724	SCI 704, 706, 710, 714, 721	SS 719, 724
8	KAN 811, 815, 817, 823, 824	ENG 804, 805, 810, 816, 817, 818, 819, 820, 821, 822, 823, 824	MATH 804, 822, 824	SCI 802, 803, 804, 808, 812, 818, 819, 820, 821, 822	SS 810, 815, 818, 822, 823, 824
9	KAN 901, 922	ENG 910, 915, 916, 917, 918, 919, 920, 921, 922, 923, 924	MATH 903, 905, 908, 910, 913, 922	SCI 901, 904, 905, 906, 914, 916, 918, 919, 920, 921, 923	SS 902, 905, 909, 920, 921, 922

Please see **"Competency List"** file for details