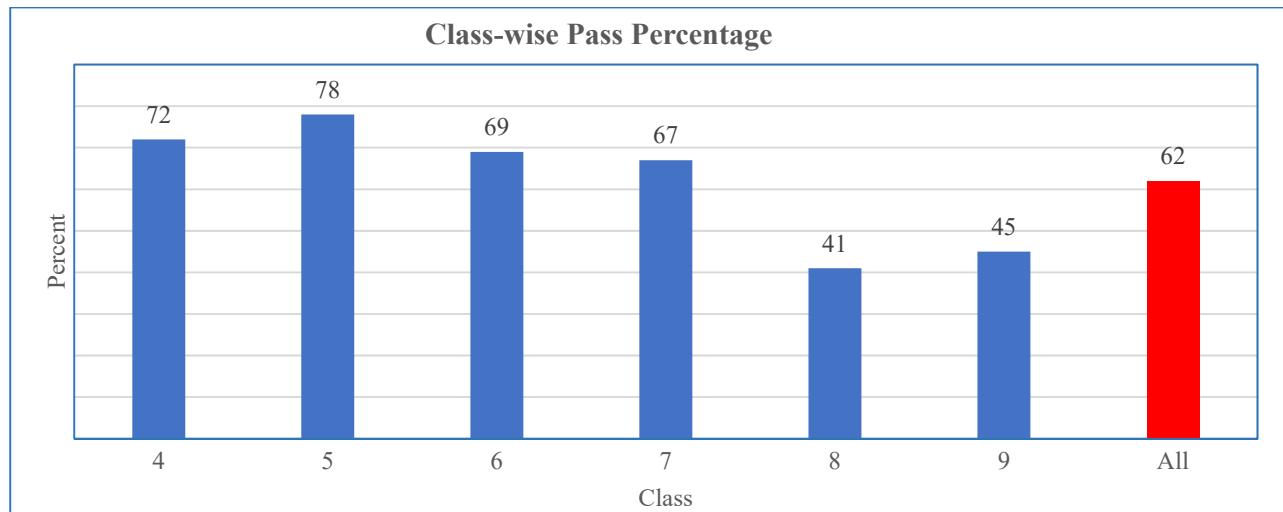
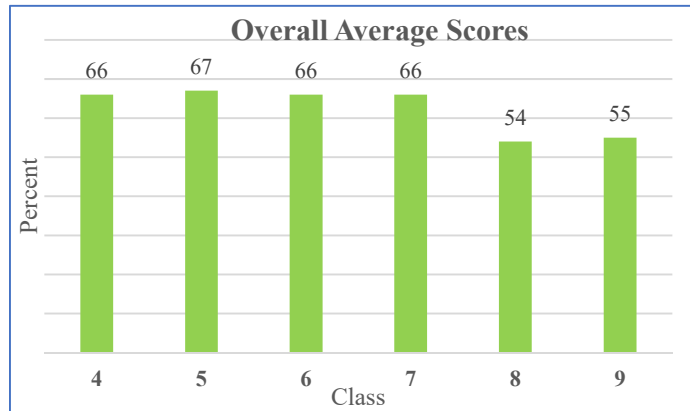


# CENSUS BASED STATE ACHIEVEMENT SURVEY (CSAS) 2017 MYSURU DISTRICT ACHIEVEMENTS

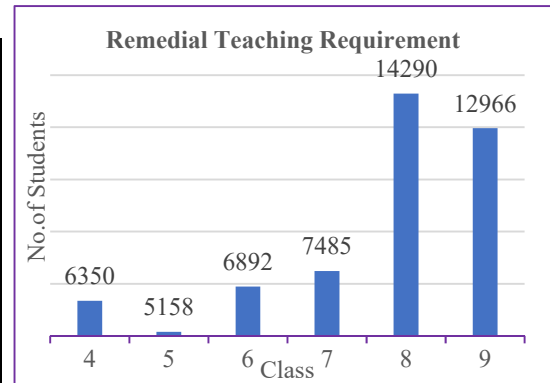
## Class-wise and Subject-wise Average Performance:

Subject	4	5	6	7	8	9	All
Lang 1	59	71	72	77	55	59	66
Lang 2	63	64	70	71	50	53	62
Lang 3	-	-	65	58	60	58	60
Maths	69	66	67	63	58	54	63
EVS/Sci	72	67	63	59	46	49	59
SS	-	-	61	68	57	58	61
<b>All</b>	<b>66</b>	<b>67</b>	<b>66</b>	<b>66</b>	<b>54</b>	<b>55</b>	<b>62</b>



## Class-wise and Subject-wise Remedial Teaching:

Class	Students (No.)	L1	L2	L3	Maths	EVS/ Sci	SS	Agg. Sub
4	6350	3541	3047	-	2091	1512	-	10191
5	5158	1808	2834	-	1954	1696	-	8292
6	6892	1597	1725	2805	1690	2549	2342	12708
7	7485	1004	1247	3489	2352	2644	1375	12111
8	14290	4190	7024	4450	5180	8139	4233	33216
9	12966	3840	5904	4447	5164	6692	3531	29578



Agg. Sub: Aggregate Subjects

## Deficiencies in Competency Levels (Less than 50% listed below):

Class/Sub	Kannada	English	Maths	EVS/Sci	SS
4	KAN407, 412, 419, 421, 422	ENG 418, 419, 421, 422	MATH 422	EVS 409	
5	KAN 502, 507	ENG 502, 506, 518, 522, 523	MATH 506, 524	EVS 502, 511, 518	
6	KAN 613	ENG 616, 622	MATH 621, 622	SCI 617, 622	SS 607, 609, 611, 621, 624
7	KAN701	ENG 719	MATH 702,709, 710	SCI 704, 706, 710, 714, 721	SS 719, 724
8	KAN 806, 811, 815, 817, 823, 824	ENG 804, 805, 809, 810, 811, 816, 817, 818, 819, 820, 823	MATH 804, 822, 824	SCI 802, 803, 804, 808, 812, 818, 819, 820, 821, 823	SS 810, 815, 818, 823, 824
9	KAN 901, 913, 922	ENG 906, 915, 916, 917, 918, 919, 920, 922, 923	MATH 903, 905, 908, 910, 913, 922	SCI 901, 904, 905,906, 914, 916, 918, 919, 920, 921, 923	SS 902, 905, 908, 909, 920, 921, 922

Please see **“Competency List”** file for details