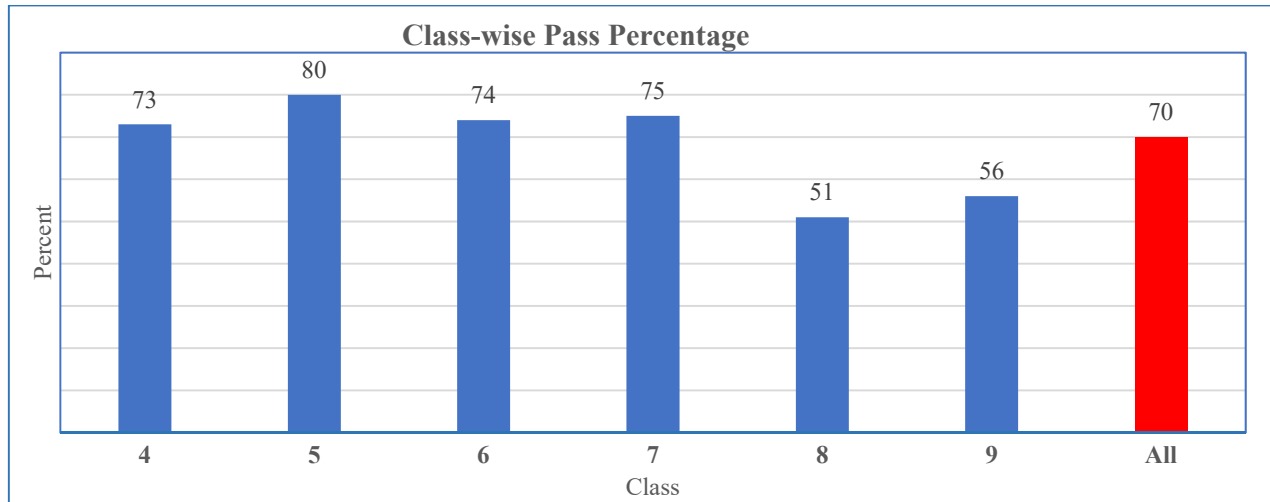
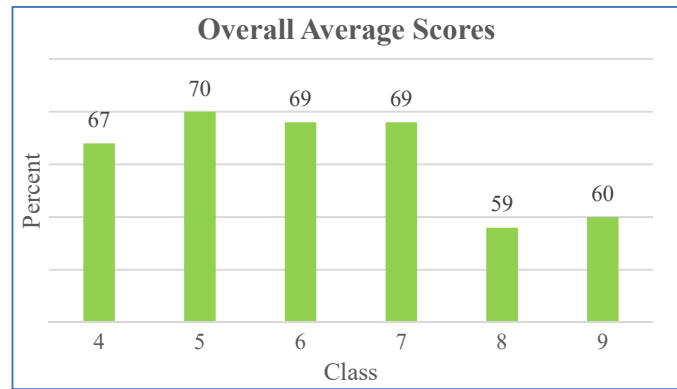


CENSUS BASED STATE ACHIEVEMENT SURVEY (CSAS) 2017 RAICHUR DISTRICT ACHIEVEMENTS

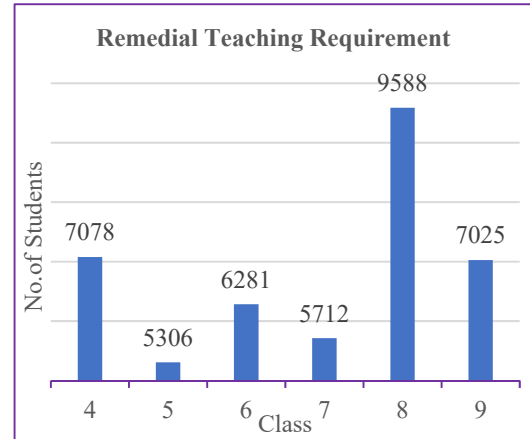
Class-wise and Subject-wise Average Performance:

Subject	4	5	6	7	8	9	All
Lang 1	61	74	73	77	57	61	67
Lang 2	64	66	71	72	52	55	63
Lang 3	-	-	70	64	66	64	66
Maths	72	69	69	68	67	62	68
EVS/Sci	73	70	65	62	51	54	62
SS	-	-	64	71	62	63	65
All	67	70	69	69	59	60	65



Class-wise and Subject-wise Remedial Teaching:

Class	Students (No.)	L1	L2	L3	Maths	EVS/ Sci	SS	Agg. Sub
4	7078	3838	3687	-	2044	1537	-	11106
5	5306	1904	3055	-	1857	1494	-	8310
6	6281	1898	1952	2124	1882	2331	2264	12451
7	5712	1230	1505	2013	1797	2135	1171	9851
8	9588	3016	4691	2642	2016	4350	2114	18829
9	7025	2383	3363	2262	1756	3039	1472	14275



Agg. Sub: Aggregate Subjects

Deficiencies in Competency Levels (Less than 50% listed below):

Class/Sub	Kannada	English	Maths	EVS/Sci	SS
4	KAN407, 412, 419, 421, 422	ENG 418, 419, 421, 422	MATH 422	EVS 409	
5	KAN 502	ENG 502, 506, 518, 522	MATH 506, 524	EVS 518	
6	KAN 613	ENG 616, 617	MATH 621, 622		SS 607, 609, 611, 623, 624
7	KAN701	ENG 719	MATH 702,709	SCI 704, 706, 710, 721	SS 724
8	KAN 802, 811, 815, 817, 823, 824	ENG 804, 805, 810, 816, 817, 818, 819, 820, 823	MATH 804, 824	SCI 804, 808, 812, 818, 820, 821, 822	SS 810, 815, 818, 823
9	KAN 901, 922	ENG 915, 916, 917, 918, 919, 920, 922	MATH 903, 908, 913, 922	SCI 901, 904, 905, 914, 918, 919, 920, 921, 923	SS 902, 905, 909, 913, 920, 921, 922

Please see **"Competency List"** file for details