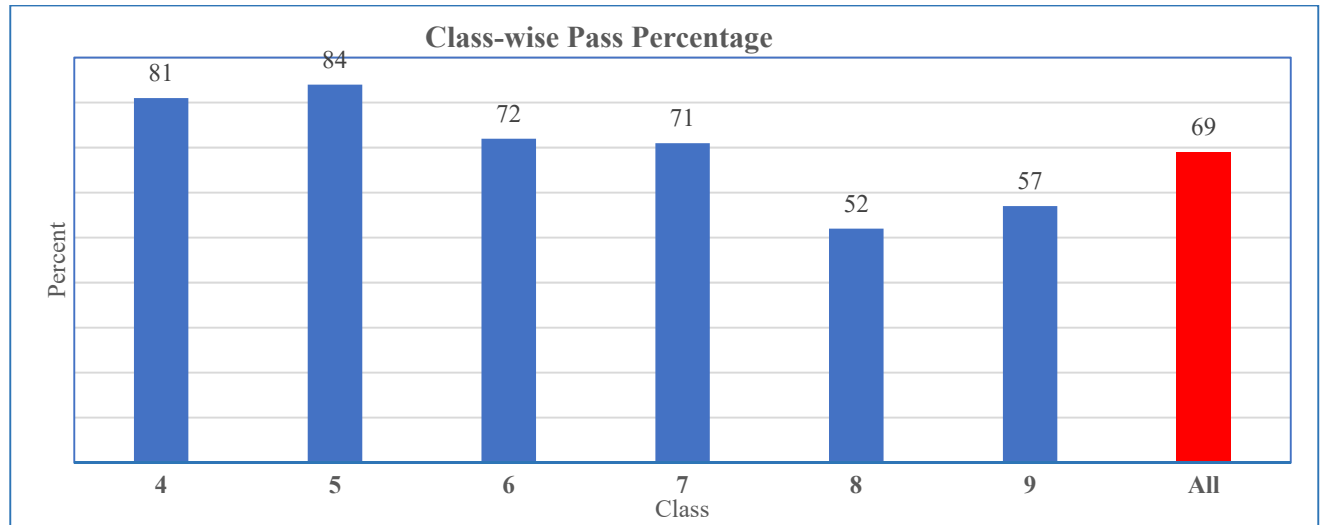
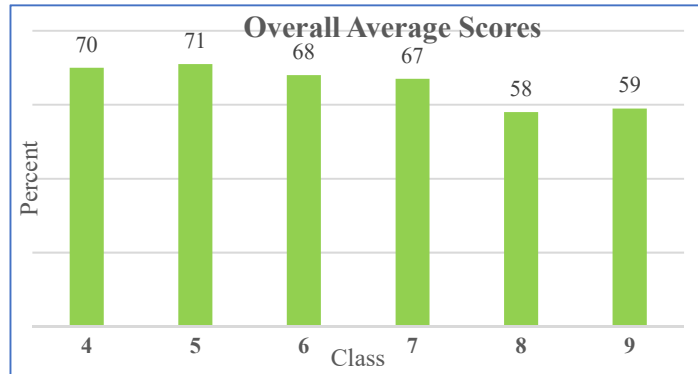


CENSUS BASED STATE ACHIEVEMENT SURVEY (CSAS) 2017 RAMANAGARA DISTRICT ACHIEVEMENTS

Class-wise and Subject-wise Average Performance:

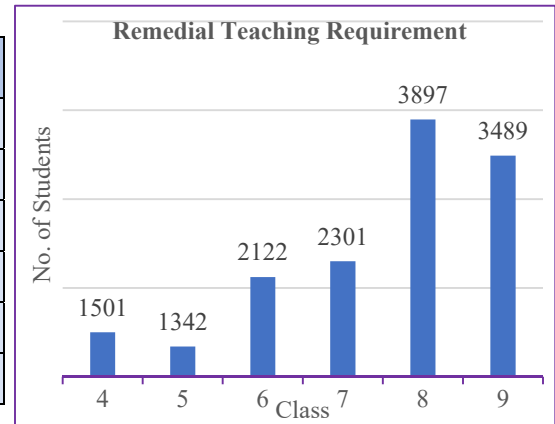
Subject	4	5	6	7	8	9	All
Lang 1	64	76	75	78	60	64	69
Lang 2	69	69	71	71	53	56	65
Lang 3	-	-	67	60	64	62	63
Maths	73	68	67	65	61	57	65
EVS/Sci	75	70	66	61	49	51	62
SS	-	-	62	70	59	62	63
All	70	71	68	67	58	59	65



Class-wise and Subject-wise Remedial Teaching:

Class	Students (No.)	L1	L2	L3	Maths	EVS/Sci	SS	Agg. Sub
4	1501	817	621	-	496	371	-	2305
5	1342	403	688	-	568	454	-	2113
6	2122	409	510	899	580	646	638	3682
7	2301	328	420	1081	685	748	377	3639
8	3897	976	1859	994	1188	2085	1001	8103
9	3489	773	1441	941	1246	1746	714	6861

Agg. Sub: Aggregate Subjects



Deficiencies in Competency Levels (Less than 50% listed below):

Class/Sub	Kannada	English	Maths	EVS/Sci	SS
4	KAN407, 412, 419, 422	ENG 421, 422	MATH 422	EVS 409	
5	KAN 502	ENG 506, 518, 522	MATH 506, 524	EVS 518	
6	KAN 613	ENG 616	MATH 621, 622	SCI 617	SS 607, 609, 611, 621, 624
7	KAN701		MATH 702,709	SCI 704, 706, 710, 714, 721	SS 724
8	KAN 811, 815, 817, 823, 824	ENG 810, 816, 817, 818, 819, 820, 823	MATH 804, 821, 822, 824	SCI 804, 808, 812, 818, 819, 820, 821, 822	SS 810, 815, 818, 823, 824
9	KAN 901, 922	ENG 915, 916, 917, 918, 922	MATH 903, 908, 910, 913, 922	SCI 904, 905, 906, 914, 916, 918, 919, 920, 921, 923	SS 905, 909, 920, 921, 922

Please see **“Competency List”** file for details