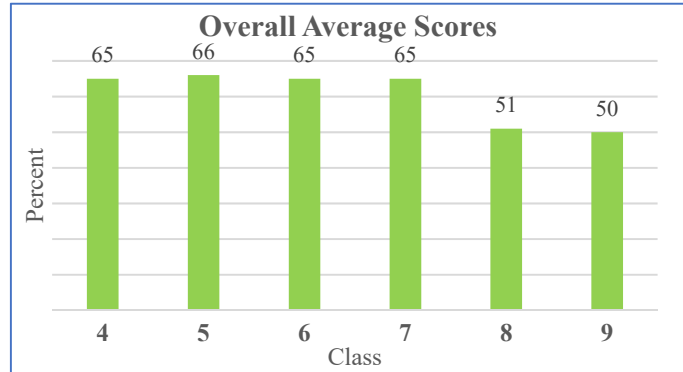


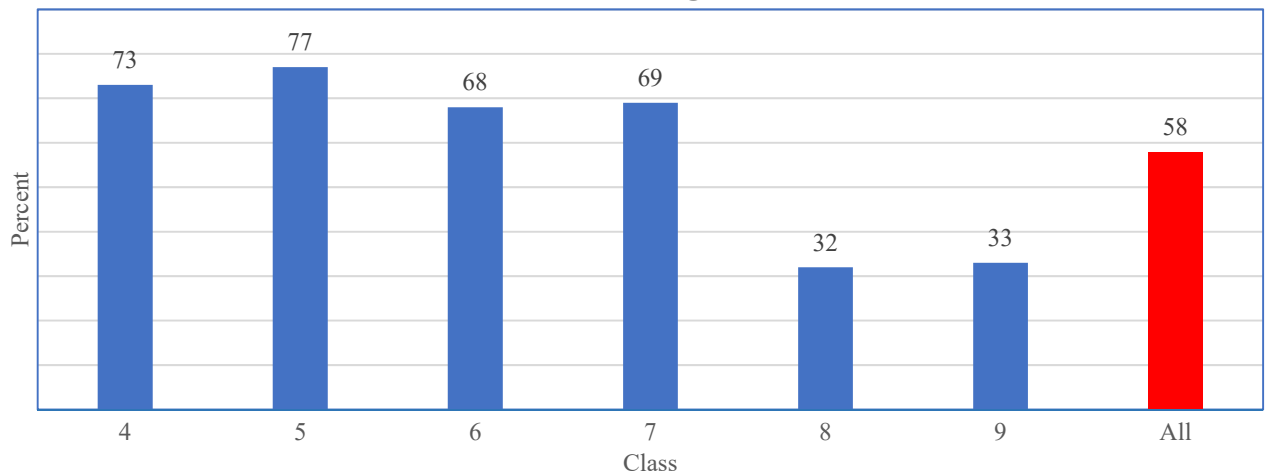
CENSUS BASED STATE ACHIEVEMENT SURVEY (CSAS) 2017 SHIVAMOGGA DISTRICT ACHIEVEMENTS

Class-wise and Subject-wise Average Performance:

Subject	4	5	6	7	8	9	All
Lang 1	59	70	72	76	56	59	65
Lang 2	62	63	67	69	44	46	58
Lang 3	-	-	68	62	59	54	61
Maths	69	65	64	61	52	46	59
EVS/Sci	71	67	61	56	41	43	57
SS	-	-	59	67	52	53	58
All	65	66	65	65	51	50	60



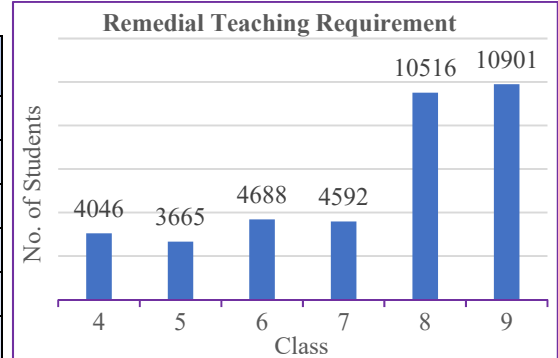
Class-wise Pass Percentage



Class-wise and Subject-wise Remedial Teaching:

Class	Students (No.)	L1	L2	L3	Maths	EVS/ Sci	SS	Agg. Sub
4	4046	2081	2047	-	1349	985	-	6462
5	3665	1173	2032	-	1485	1129	-	5819
6	4688	937	1482	1332	1444	1618	2107	8920
7	4592	576	923	1431	1763	2009	1226	7928
8	10516	2413	5857	2786	4336	6490	3683	25565
9	10901	2583	5794	3396	5211	6153	3536	26673

Agg. Sub: Aggregate Subjects



Deficiencies in Competency Levels (Less than 50% listed below):

Class/Sub	Kannada	English	Maths	EVS/Sci	SS
4	KAN407, 412, 419, 421, 422	ENG 418, 419, 421, 422	MATH 422	EVS 409	
5	KAN 502, 505, 507	ENG 502, 506, 518, 522, 523	MATH 506, 524	EVS 511, 518	
6	KAN 613	ENG 616, 617, 622	MATH 621, 622	SCI 601, 617, 622	SS 601, 607, 609, 611, 621, 623, 624
7	KAN701	ENG 719	MATH 702,709, 910, 721	SCI 704, 706, 714, 716, 721	SS 719, 724
8	KAN 802, 806, 810, 811, 815, 817, 823, 824	ENG 802, 804, 805, 806, 808, 809, 810, 811, 813, 816, 817, 818, 819, 820,821, 822, 823, 824	MATH 804, 810, 815, 819, 821, 822, 824	SCI 802, 804, 805, 808, 810, 811, 812, 814, 815, 816, 818, 819, 820, 821, 822	SS 810, 815, 818, 820, 821, 822, 823, 824
9	KAN 901, 909, 913, 922	ENG 905, 906, 907, 909, 910, 912, 915, 916, 917, 918, 919, 920, 921, 922, 923, 924	MATH 903, 905, 906, 908, 910, 913, 918, 919, 922, 924	SCI 901, 904, 905, 906, 907, 910, 911, 913, 914, 916, 918, 919, 920, 921, 923	SS 902, 905, 908, 909, 913, 920, 921, 922

Please see **“Competency List”** file for details