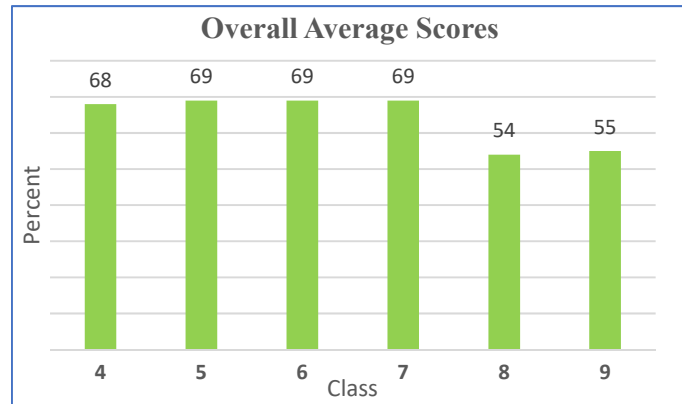


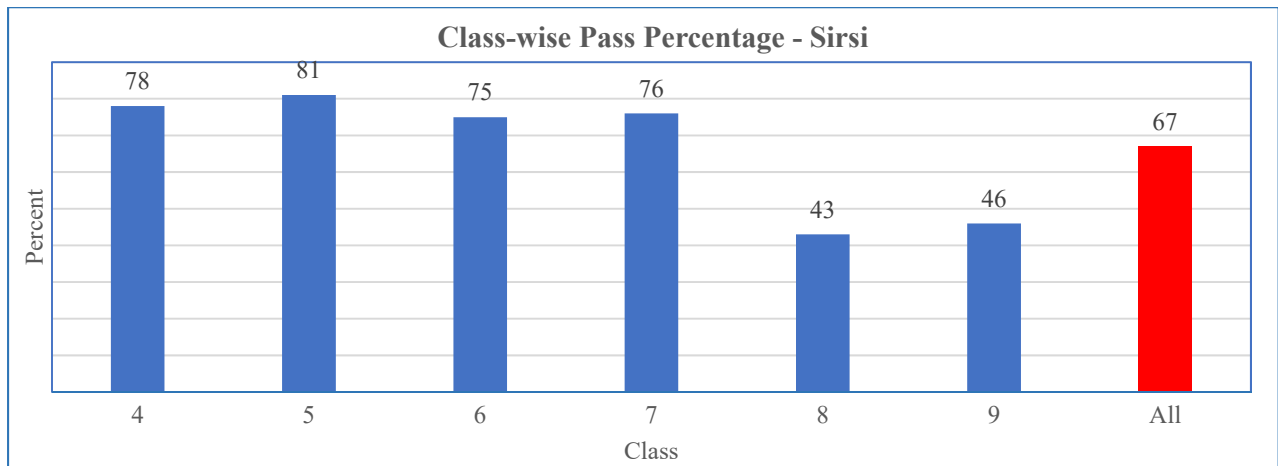
# CENSUS BASED STATE ACHIEVEMENT SURVEY (CSAS) 2017 SIRISI DISTRICT ACHIEVEMENTS

## Class-wise and Subject-wise Average Performance:

Subject	4	5	6	7	8	9	All
Lang 1	62	73	75	78	62	65	69
Lang 2	65	66	70	72	49	52	62
Lang 3	-	-	72	68	66	62	67
Maths	73	68	67	63	52	48	62
EVS/Sci	73	70	65	61	43	45	60
SS	-	-	62	70	54	56	60
<b>All</b>	<b>68</b>	<b>69</b>	<b>69</b>	<b>69</b>	<b>54</b>	<b>55</b>	<b>63</b>

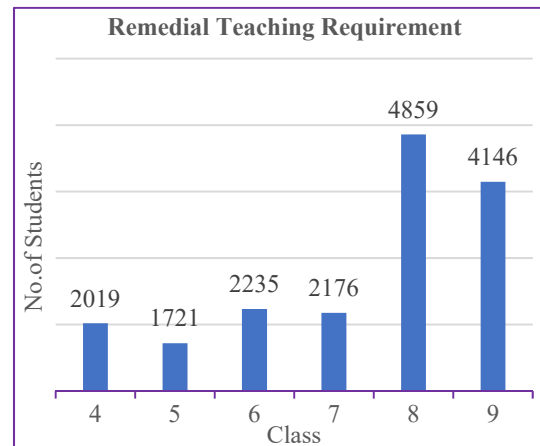


## Class-wise Pass Percentage - Sirisi



## Class-wise and Subject-wise Remedial Teaching:

Class	Students (No.)	L1	L2	L3	Maths	EVS/ Sci	SS	Agg. Sub
4	2019	1112	1019	-	569	461	-	3161
5	1721	518	1011	-	675	506	-	2710
6	2235	409	684	579	723	770	893	4058
7	2176	301	496	578	961	941	502	3779
8	4859	804	2434	869	2247	3132	1485	10971
9	4146	689	1905	831	2285	2452	1000	9162



Agg. Sub: Aggregate Subjects

## Deficiencies in Competency Levels (Less than 50% listed below):

Class/Sub	Kannada	English	Maths	EVS/Sci	SS
4	KAN407, 412, 419, 421, 422	ENG421, 422	MATH422	EVS 409	
5	KAN502	ENG 506, 518, 522, 523	MATH506, 524	EVS 518	
6	KAN613	ENG616, 617, 622	MATH 621, 622	SCI 601, 617	SS607, 609, 611, 621, 624
7	KAN701		MATH 702, 709, 710, 721	SCI704, 706, 710, 721	SS719
8	KAN802, 811, 815, 817, 823, 824	ENG 802, 804, 805, 806, 809, 810, 811, 813, 816, 817, 818, 819, 820, 823	MATH 804, 809, 910, 813, 815, 819, 821, 822, 824	SCI 802, 804, 805, 808, 810, 812, 814, 815, 816, 818, 819, 820, 821, 822	SS810, 815, 818, 820, 822, 823, 824
9	KAN901, 913	ENG906, 909, 910, 912, 916, 917, 918, 919, 920, 921, 922, 923, 924	MATH 903, 905, 906, 908, 909, 910, 911, 913, 918, 922, 924	SCI901, 904, 905, 906, 911, 913, 914, 916, 918, 919, 920, 921, 923	SS902, 905, 908, 909, 913, 920, 921, 922

Please see **"Competency List"** file for details