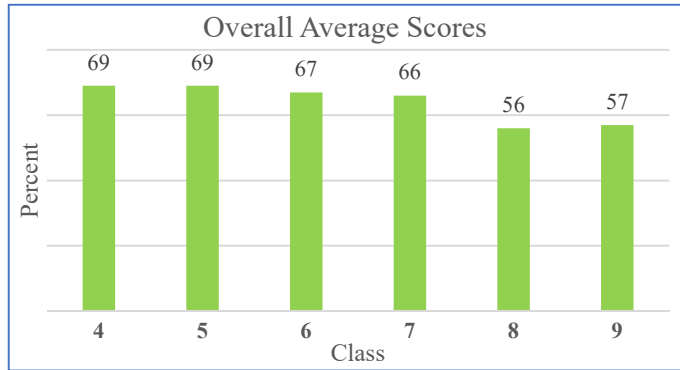


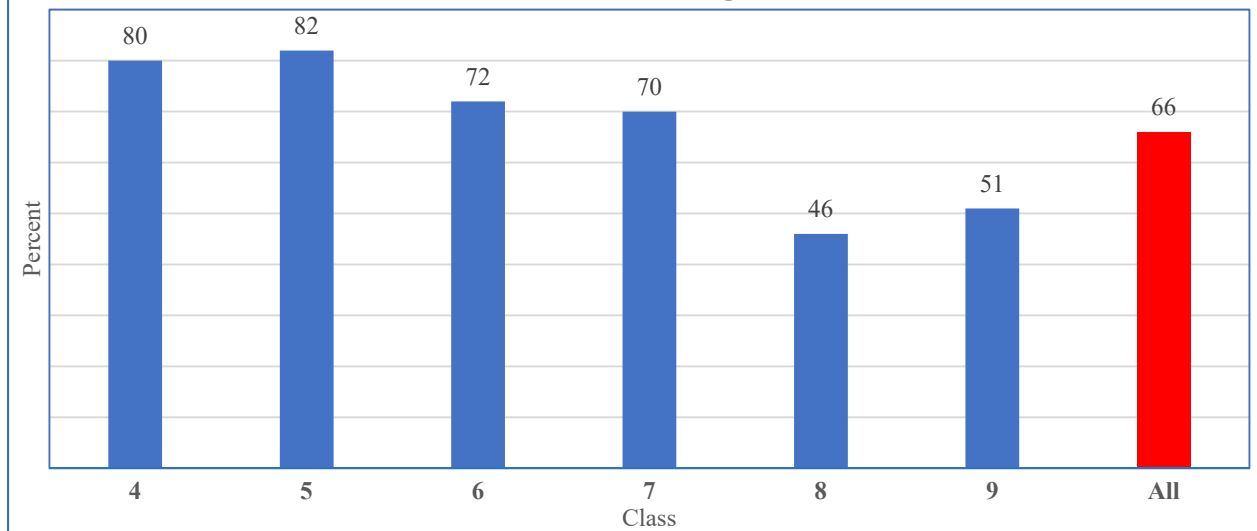
# CENSUS BASED STATE ACHIEVEMENT SURVEY (CSAS) 2017 TUMAKURU DISTRICT ACHIEVEMENTS

## Class-wise and Subject-wise Average Performance:

Subject	4	5	6	7	8	9	All
Lang 1	62	74	74	78	58	63	68
Lang 2	67	65	69	70	48	51	62
Lang 3	-	-	65	56	62	58	61
Maths	72	67	66	63	63	58	65
EVS/Sci	75	70	65	60	49	52	62
SS	-	-	62	69	58	58	62
<b>All</b>	<b>69</b>	<b>69</b>	<b>67</b>	<b>66</b>	<b>56</b>	<b>57</b>	<b>63</b>

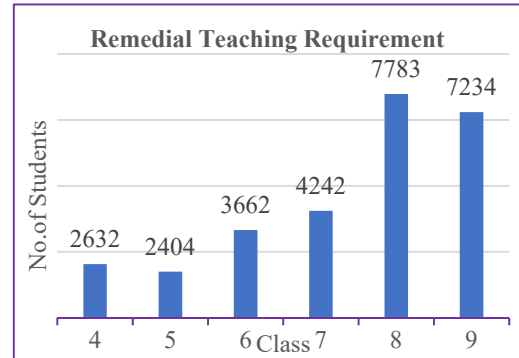


## Class-wise Pass Percentage



## Class-wise and Subject-wise Remedial Teaching:

Class	Students (No.)	L1	L2	L3	Maths	EVS/ Sci	SS	Agg. Sub
4	2632	1476	1180	-	885	611	-	4152
5	2404	673	1246	-	947	717	-	3583
6	3662	703	963	1507	992	1032	1275	6472
7	4242	450	809	2140	1313	1425	708	6845
8	7783	1897	4066	2282	1812	3508	1971	15536
9	7234	1801	3464	2486	2168	2904	1735	14558



Agg. Sub: Aggregate Subjects

## Deficiencies in Competency Levels (Less than 50% listed below):

Class/Sub	Kannada	English	Maths	EVS/Sci	SS
4	KAN407, 412, 419, 420, 421, 422	ENG 418, 421, 422	MATH 422	EVS 409	
5	KAN 502, 507	ENG 502, 506, 518, 522, 523	MATH 506, 524	EVS 511, 518	
6	KAN 613	ENG 616	MATH 621, 622	SCI 601, 617	SS 601, 607, 609, 611, 621, 624
7	KAN701	ENG 719	MATH 702, 709, 910	SCI 704, 706, 714, 721	SS 719, 724
8	KAN 811, 815, 817, 823, 824	ENG 804, 805, 810, 811, 816, 817, 818, 819, 820, 821, 822, 823, 824	MATH 804, 822, 824	SCI 802, 804, 808, 812, 818, 819, 820, 821, 822	SS 810, 815, 818, 823, 824
9	KAN 901, 922	ENG 906, 910, 915, 916, 917, 918, 919, 920, 921, 922, 923, 924	MATH 903, 908, 910, 913, 922	SCI 901, 904, 905, 906, 914, 918, 919, 920, 921, 922, 923	SS 902, 905, 909, 920, 921, 922

Please see **"Competency List"** file for details