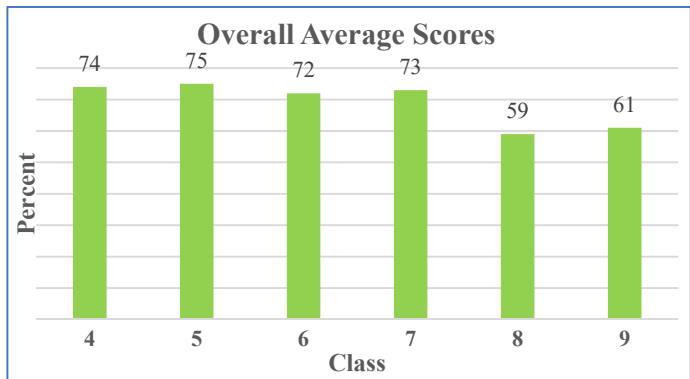


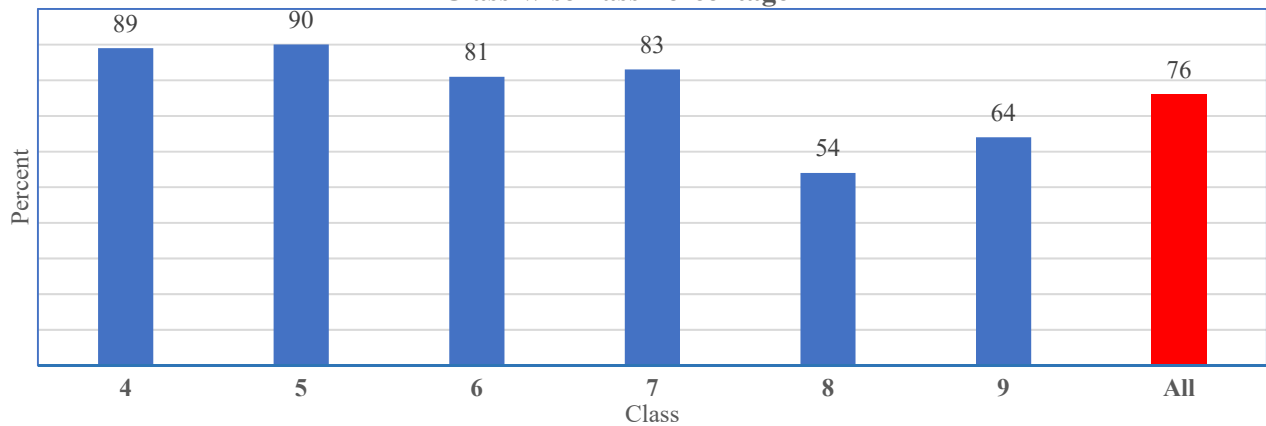
# CENSUS BASED STATE ACHIEVEMENT SURVEY (CSAS) 2017 UTTARA KANNADA DISTRICT ACHIEVEMENTS

## Class-wise and Subject-wise Average Performance:

Subject	4	5	6	7	8	9	All
Lang 1	68	79	79	83	65	69	74
Lang 2	72	72	73	76	52	56	67
Lang 3	-	-	76	71	68	64	70
Maths	79	75	70	68	62	60	69
EVS/Sci	79	75	69	65	49	54	65
SS	-	-	63	73	59	64	65
<b>All</b>	<b>74</b>	<b>75</b>	<b>72</b>	<b>73</b>	<b>59</b>	<b>61</b>	<b>68</b>

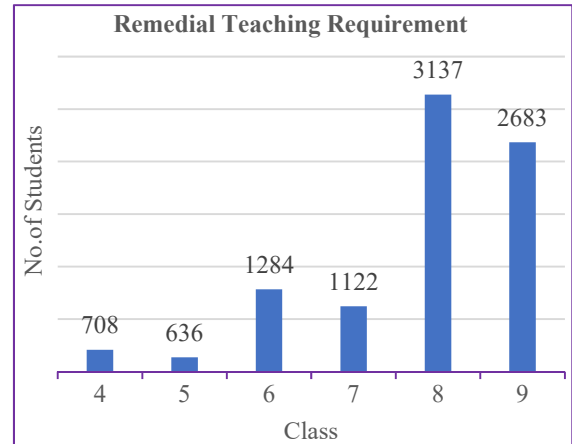


## Class-wise Pass Percentage



## Class-wise and Subject-wise Remedial Teaching:

Class	Students (No.)	L1	L2	L3	Maths	EVS/ Sci	SS	Agg. Sub
4	708	344	337	-	228	155	-	1064
5	636	172	320	-	254	200	-	946
6	1284	210	427	361	409	435	677	2519
7	1122	150	280	311	542	465	327	2075
8	3137	418	1546	578	970	1642	761	5915
9	2683	489	1256	745	832	1152	508	4982



Agg. Sub: Aggregate Subjects

## Deficiencies in Competency Levels (Less than 50% listed below):

Class/Sub	Kannada	English	Maths	EVS/Sci	SS
4	KAN407, 412, 419,	ENG 422	MATH422	EVS 409	
5	KAN502	ENG 518	MATH 506	EVS 518	
6		ENG616	MATH 621, 622	SCI 617	SS 607, 609, 611, 621
7	KAN701		MATH 709	SCI 704	
8	KAN 811, 815, 817, 823, 824	ENG 804, 805, 810, 816, 817, 818, 819, 820, 823	MATH 804, 822, 824	SCI 804, 808, 812, 815, 818, 820, 821, 822	SS 810, 815, 818, 823, 824
9	KAN901	ENG 916, 917, 918, 919, 922, 923	MATH 903, 908, 909, 910, 913	SCI 901, 904, 905, 914, 916, 918, 919, 920, 923	SS 909, 921, 922

Please see **“Competency List”** file for details