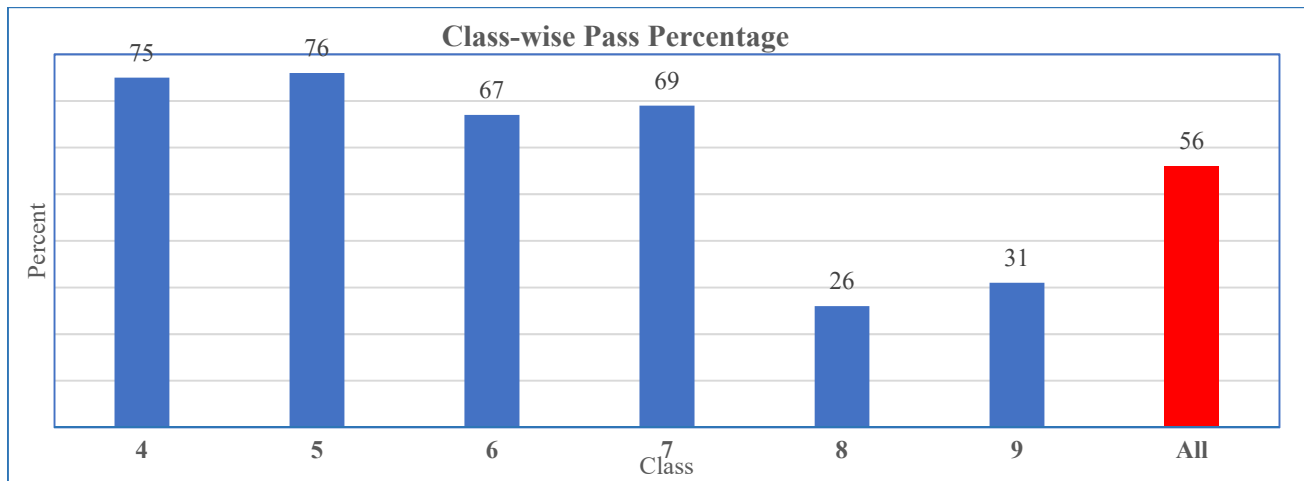
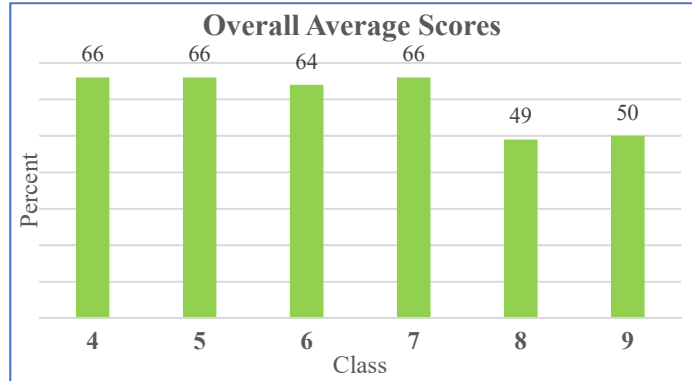


CENSUS BASED STATE ACHIEVEMENT SURVEY (CSAS) 2017 UDUPI DISTRICT ACHIEVEMENTS

Class-wise and Subject-wise Average Performance:

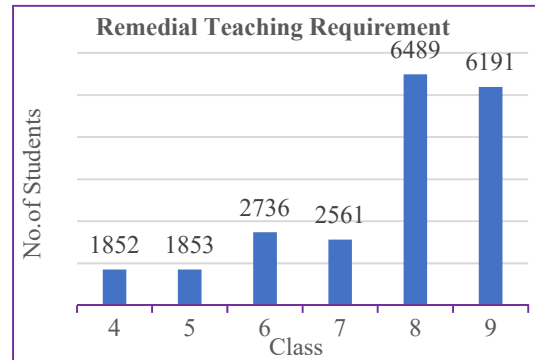
Subject	4	5	6	7	8	9	All
Lang 1	60	70	72	78	59	65	67
Lang 2	62	62	65	71	44	49	59
Lang 3	-	-	70	65	63	57	63
Maths	70	65	63	60	44	41	57
EVS/Sci	72	66	61	57	37	39	55
SS	-	-	56	67	47	50	55
All	66	66	64	66	49	50	59



Class-wise and Subject-wise Remedial Teaching:

Class	Students (No.)	L1	L2	L3	Maths	EVS/ Sci	SS	Agg. Sub
4	1852	880	1094	-	591	449	-	3014
5	1853	494	1169	-	766	558	-	2987
6	2736	537	1030	769	938	1039	1409	5722
7	2561	283	576	694	1227	1230	550	4560
8	6489	928	3253	1040	3600	4641	2475	15937
9	6191	879	2707	1343	3842	4135	1926	14832

Agg. Sub: Aggregate Subjects



Deficiencies in Competency Levels (Less than 50% listed below):

Class/Sub	Kannada	English	Maths	EVS/Sci	SS
4	KAN407, 412, 419, 421, 422	ENG 421, 422	MATH422	EVS 409	
5	KAN 502, 505, 507	ENG 502, 506, 518, 522, 523	MATH 506, 517, 524	EVS 514, 518, 520	
6	KAN 605	ENG616, 617, 618, 622	MATH 621, 622	SCI 601, 617, 622	SS 601, 607, 609, 611, 621, 624
7	KAN701		MATH 702, 705, 709, 910, 721	SCI 704, 706, 710, 714, 716, 721	SS 719, 724
8	KAN 802, 806, 810, 811, 815, 817, 823, 824	ENG 802, 804, 805, 806, 808, 809, 810, 811, 813, 814, 816, 817, 818, 819, 820, 821, 823, 824	MATH 801, 804, 806, 809, 810, 812, 813, 814, 815, 816, 819, 820, 821, 822, 824	SCI 802, 803, 804, 805, 806, 808, 810, 811, 812, 813, 814, 815, 816, 817, 818, 819, 820, 821, 822, 823	SS 803, 804, 810, 815, 818, 820, 821, 822, 823, 824
9	KAN 901, 913	ENG 905, 906, 907, 909, 910, 912, 916, 917, 918, 919, 920, 921, 922, 923, 924	MATH 902, 903, 905, 906, 907, 908, 909, 910, 911, 913, 917, 918, 919, 920, 922, 924	SCI 901, 902, 904, 905, 906, 907, 908, 910, 911, 912, 913, 914, 916, 917, 918, 919, 920, 921, 923	SS 901, 902, 903, 905, 908, 909, 913, 915, 916, 918, 920, 921, 922

Please see **“Competency List”** file for details