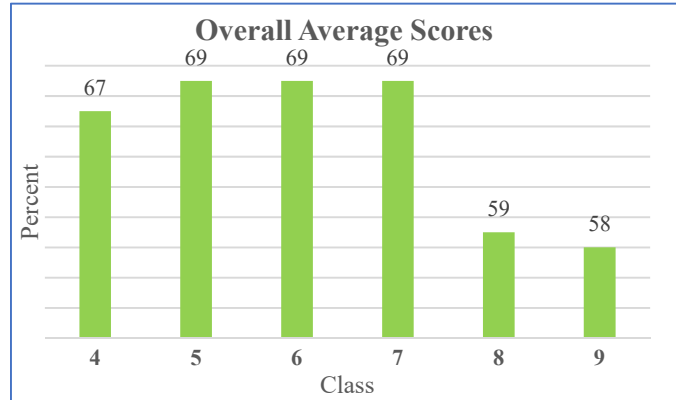


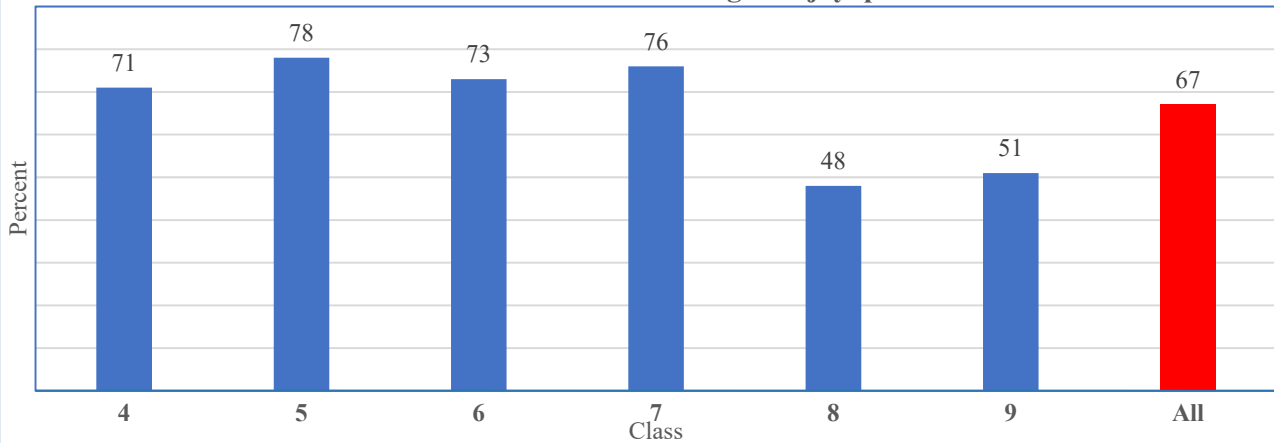
CENSUS BASED STATE ACHIEVEMENT SURVEY (CSAS) 2017 VIJAYAPURA DISTRICT ACHIEVEMENTS

Class-wise and Subject-wise Average Performance:

Subject	4	5	6	7	8	9	All
Lang 1	60	73	73	78	59	61	67
Lang 2	61	64	71	71	50	50	61
Lang 3	-	-	72	66	67	63	67
Maths	73	70	69	69	66	60	68
EVS/Sci	74	69	64	61	49	51	61
SS	-	-	62	71	62	62	64
All	67	69	69	69	59	58	65

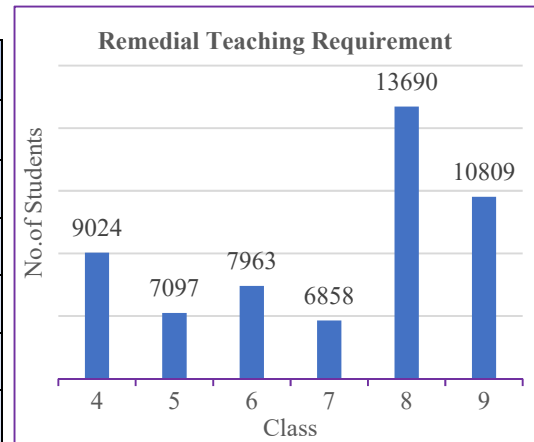


Class-wise Pass Percentage - Vijayapura



Class-wise and Subject-wise Remedial Teaching:

Class	Students (No.)	L1	L2	L3	Maths	EVS/ Sci	SS	Agg. Sub
4	9024	4969	5540	-	2525	1823	-	14857
5	7097	2578	4403	-	2411	2038	-	11430
6	7963	2109	2329	2246	2096	2738	3378	14896
7	6858	1183	1754	2043	2178	2691	1737	11586
8	13690	3485	7165	2863	2706	6820	3143	26182
9	10809	2890	5378	2704	2521	4484	2155	20132



Agg. Sub: Aggregate Subjects

Deficiencies in Competency Levels (Less than 50% listed below):

Class/Sub	Kannada	English	Maths	EVS/Sci	SS
4	KAN407, 411, 412, 416, 419, 421, 422	ENG418, 419, 421, 422	MATH422		
5	KAN502, 507	ENG502, 506, 518, 522, 523	MATH506	EVS 518	
6	KAN613	ENG616, 617	MATH 621, 622	SCI 601, 617	SS607, 609, 611, 623, 624
7	KAN701	ENG719	MATH 702, 709	SCI704, 706, 710, 721	SS 724
8	KAN802, 811, 815, 817, 823, 824	ENG 804, 805, 810, 811, 816, 817, 818, 819, 820, 821, 823, 824	MATH 804, 824	SCI 804, 808, 812, 816, 818, 819, 820, 821, 822	SS810, 815, 818, 823
9	KAN901, 922	ENG906, 910, 915, 916, 917, 918, 919, 920, 921, 922, 923, 924	MATH 903, 908, 910, 913, 922	SCI901, 904, 905, 906, 911, 913, 914, 916, 918, 919, 920, 921, 923	SS902, 905, 909, 913, 920, 921, 922

Please see **“Competency List”** file for details