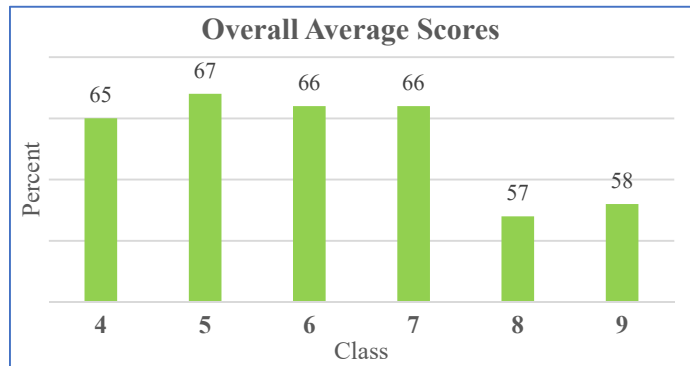


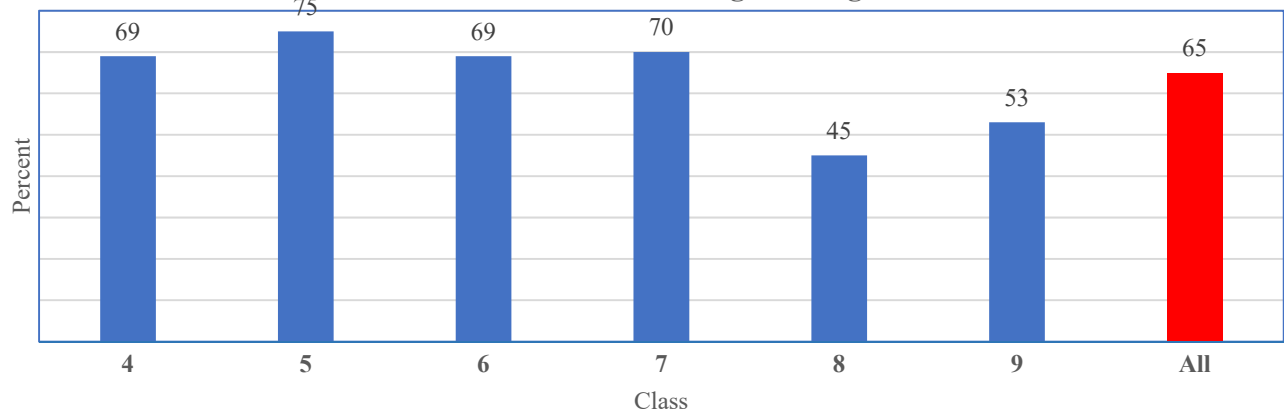
# CENSUS BASED STATE ACHIEVEMENT SURVEY (CSAS) 2017 YADAGIRI DISTRICT ACHIEVEMENTS

## Class-wise and Subject-wise Average Performance:

Subject	4	5	6	7	8	9	All
Lang 1	59	72	72	76	57	60	66
Lang 2	59	61	68	68	49	52	60
Lang 3	-	-	68	62	65	63	65
Maths	71	66	65	63	65	58	65
EVS/Sci	72	68	63	58	47	52	60
SS	-	-	62	69	60	62	63
<b>All</b>	<b>65</b>	<b>67</b>	<b>66</b>	<b>66</b>	<b>57</b>	<b>58</b>	<b>63</b>

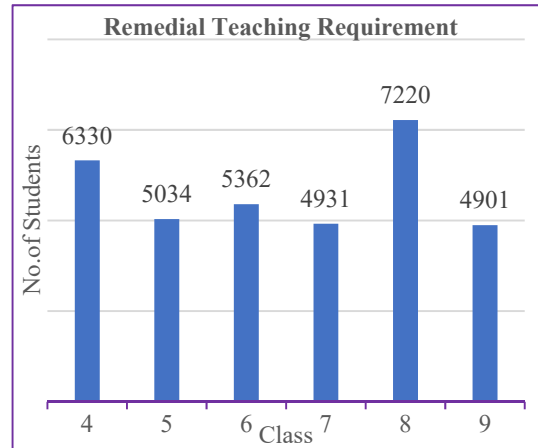


## Class-wise Pass Percentage - Yadagiri



## Class-wise and Subject-wise Remedial Teaching:

Class	Students (No.)	L1	L2	L3	Maths	EVS/ Sci	SS	Agg. Sub
4	6330	3364	3654	-	1721	1292	-	10031
5	5034	1675	3086	-	1827	1244	-	7832
6	5362	1419	1667	1828	1607	1928	1806	10255
7	4931	979	1289	1644	2046	2041	986	8985
8	7220	2027	3617	1656	1553	3747	1550	14150
9	4901	1531	2309	1368	1308	2019	789	9324



Agg. Sub: Aggregate Subjects

## Deficiencies in Competency Levels (Less than 50% listed below):

Class/Sub	Kannada	English	Maths	EVS/Sci	SS
4	KAN407, 411, 412, 416, 419, 421, 422	ENG418, 419, 421, 422	MATH422	EVS409	
5	KAN502	ENG502, 506, 518, 522, 523	MATH506, 517, 524	EVS 509, 518	
6	KAN613	ENG616, 617, 622	MATH 621, 622	SCI601	SS607, 609, 611, 623, 624
7	KAN701	ENG719	MATH 702, 709, 710	SCI704, 706, 709, 710, 714, 721	SS719, 724
8	KAN802, 811, 815, 817, 823, 824	ENG802, 804, 805, 810, 811, 816, 817, 818, 819, 820, 821, 822, 823, 824	MATH 804, 822, 824	SCI802, 803, 804, 808, 812, 816, 818, 819, 820, 821, 822	SS810, 815, 818, 823, 824
9	KAN901, 922	ENG916, 917, 918, 922, 923	MATH 903, 908, 910, 913, 922	SCI904, 905, 914, 916, 918, 919, 920, 921, 923	SS902, 905, 909, 913, 920, 921, 922

Please see **"Competency List"** file for details